

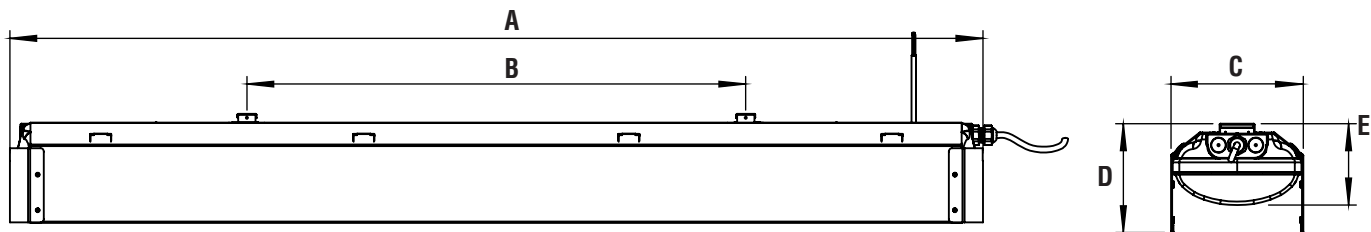
TURTLE LED

- The **TURTLE LED** is a wildlife-friendly lighting ideal for areas where excessive artificial lighting can disturb ecosystems, such as coastal areas where sea turtles need a dark sky to orient and migrate towards the ocean.
- Beghelli's turtle light solution uses amber LED's because the light is consistent and only created in the 580-640 visible spectrum. The **TURTLE LED** is a fully-shielded 590 nm wavelength amber LED luminaire that is FWC approved.
- The **TURTLE LED** luminaire delivers 671 lm of amber light with 55W energy consumption.
- **DIFFUSER:** Frosted UV stabilized polycarbonate diffuser/ enclosure, providing even light distribution.
- **OPERATING TEMP:**
 - HT (AC Only) -40°F to 104°F (-40°C to 40°C)
 - SA (AC & Emergency) 32°F to 104°F (0°C to 40°C)



APPLICATION: Ideal for applications along coastal areas such as parking garages

DIMENSIONS



SERIES	A	B	C	D	E
TURTLE LED	50.7 in 1287 mm	26.0 in 660 mm	6.9 in 175 mm	5.7 in 144 mm	4.2 in 108 mm

ORDERING INFORMATION

MODEL	LENGTH	OPERATION	INPUT	MOUNTING	OPTIONS
BS100LED A	2 (2ft)	HT (AC only)	120-277V	AC ¹ (aviation cable)	BLK (black housing)
	4 (4ft)	SA (AC & EM)	347-480V	CH ² (chain hang kit)	CL (clear lens/only available for 4ft)
				DPK ² (double pendant kit)	FP (fuse protection)
				JM ³ (direct mount to j-box)	NS (no shield)
				SPK ² (single pendant kit)	SS (stainless steel clips - x 8)
				SVLSPK ² (swivel single pendant kit)	TPB (tamper proof driver bit)
				TM (trunion mount)	TPS ⁴ (tamper proof screws)

NOTE 1: Specify length for AC: 50", 72", 100", 150", 250" fully adjustable

NOTE 2: SPK, DPK, CH & TM options, min 6"

NOTE 3: JM option - the unit is no longer wet location, but damp location

NOTE 4: TP-tamper proof screws require a special bit (TPB), order as needed

APPLICATION NOTES for FWC Compliance:

- Fixture must be installed in a downward directed position
- Must be installed with aluminum shield with matte black interior finish
- Only allowed on the ground floor unless on the landward side of a structure and visibility is fully shielded from the beach
- Maximum mounting height of 10 ft above finished floor when used on the beach and shore perpendicular sides of a structure

ELECTRICAL:

- Amber LED (590 nanometers)
- Input: 120V-277V, 50-60HZ
- Fuse protection available

POWER LINE/FEED:

- 3-wire, solid type 18awg, pre-stripped 12"
- Leads for quick in-field connection and hot load disconnect feature.

DIMMING:

0 - 10V dimming is standard. (compatible with most dimming systems, contact factory for more information).

SHIELD:

Black aluminum shield directs the light on the ground and reduces stray light as required by the FWC.

MOUNTING:

Surface mount configuration is standard with integrated stainless steel mounting brackets. Additional mounting systems are available: including aviation cable, pendants, chain, trunion, and direct to junction box configurations.

Suspension height is to be specified when ordering any suspension mount units: AC, SPK, DPK & CH. Junction mount (JM) recessed junction box, 3" hole and 3/4" thick neoprene gasket provided.

FLORIDA WILDLIFE APPROVED:

Beghelli's TURTLE LED (BS100LED Amber) is FWC approved and meets the requirements for sea turtle lighting. (See application notes under the ordering information)

WAVELENGTH:

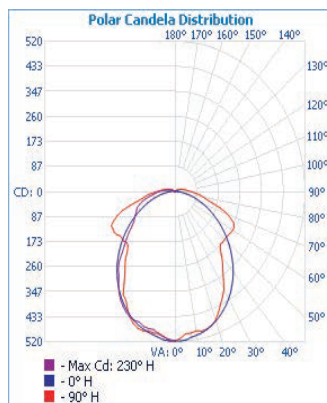
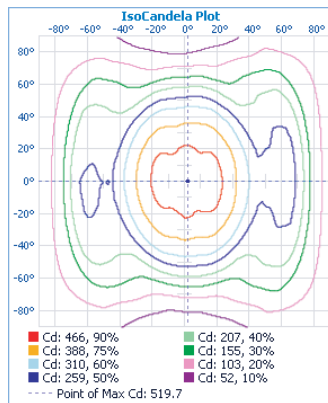
Certain wavelengths of light have minimal effects on the sea turtles senses. Light in the higher spectrum (yellow and red wavelengths or 580-640 nanometers) have less effect on the turtles while light from the lower spectrum has a greater effect (moonlight falls within the lower blue/violet spectrum). Our TURTLE LED wavelength is 590 nanometers.

WEIGHT: 10 lb / 4.5 kg

WARRANTY: 5 year warranty, see website for full warranty details.

PHOTOMETRICS

BS100LED A 4HT 120-277V



BS100LED A 4HT 120-277V CL

