

Job: _____
Model: _____

Type: _____
Date: _____



3 interchangeable lenses
for symmetric or
asymmetric distribution

4 x 2.5W LEDs 4000 K

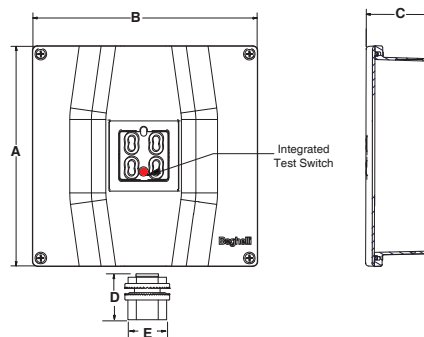
internal

The **Pluraluce® HAZARDOUS** is configured with a two-wire UNVVAC 50/60 Hz input. Solid state microprocessor controlled circuitry also includes line latch, brownout protection, battery and charge circuit monitoring, LED failure detection and reverse polarity protection. Ni-MH batteries are standard. Fuse protection is standard.

external

The **Pluraluce HAZARDOUS** is engineered to protect the unit in environments where hazardous gas or dust may be present. The compact design of the **Pluraluce HAZARDOUS** is fully gasketed for protection against wet and dust-filled environments. The aluminum cover comes standard in a gray powder coat with optional painted or brushed finishes. Housing design acts as a heat sink ensuring efficient thermal management and long operating life of the LEDs. SE and SA models feature an external test switch, allowing maintenance personnel the ability to quickly perform tests and determine the operational status by way of a multi-colored diagnostic LED.

dimensions (in,mm)



Series	A	B	C	D	E
PL-HZ	7 1/20"	7 1/5"	2 9/50"	1 11/32"	1 7/16"
	179mm	183mm	55mm	34mm	36mm

HAZARDOUS RATING

Class I Div 2, Groups A-D

Class II Div 2, Groups E-G

Class III

ordering information

EXAMPLE: PL HZ HT UNV

Series	Operation	Voltage	Options
PL HZ	HT (AC only)	UNV	120SP (120 minute emergency)
	SA (AC & EM)*		AT (autotest)
	SE (EM only)		CC (custom color - specify)
			BA (brushed aluminum finish)
			TP (tamper proof screws)

NOTE: *Unit is always on and cannot be switched on and off

■ led technology

The **Pluraluce HAZARDOUS** is illuminated with four 2.5W Samsung LEDs laid in parallel on the LED module. This provides redundancy should one pair fail, the other will remain illuminated. A high-efficiency LED driver is used to maintain a constant output current to all LEDs. The **Pluraluce® HAZARDOUS** delivers between 1349 lm - 1414 lm depending on configuration.

■ battery

The SE and SA models come standard with a Ni-MH battery pack that provides a minimum of 90 minutes emergency duration. Optional 120 minute Ni-MH batteries are available. The maximum battery operating temperature is +104°F (+40°C) and the minimum is +50°F (+10°C).

■ charger

The **Pluraluce HAZARDOUS** utilizes a high-efficiency two stage charger providing precise float voltage control with low voltage disconnect protection. Program controlled trickle charge current is provided by the charging unit in order to maintain the optimum performance of the Ni-MH battery. All components used in the circuitry are temperature compensated. The charger also has brownout and short circuit protection. Charger status is easily determined via a multi-colored diagnostic LED indicator which displays AC/ON and High Charge. An external push button test switch allows maintenance personnel to quickly activate any manual tests on the fixture.

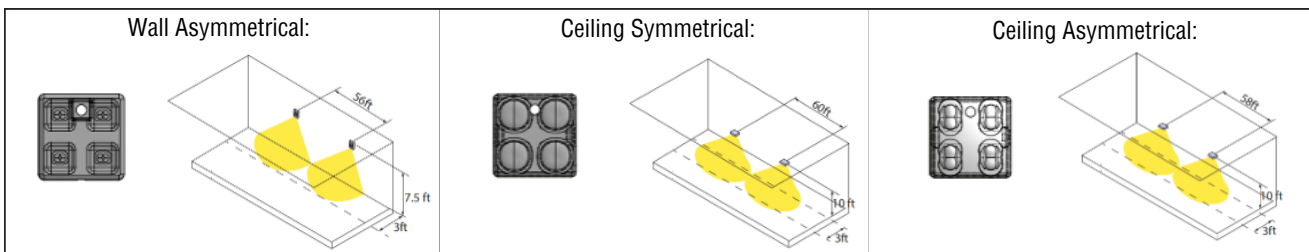
■ optics

The **Pluraluce HAZARDOUS** is supplied with three (3), optical grade clear polycarbonate lenses. The symmetrical ceiling distribution pattern is ideal for use in open areas with spacing of up to 60' on center. The asymmetrical ceiling distribution pattern is designed for use in corridors with spacing of up to 58' on center. The asymmetrical wall distribution pattern provides 56' on center with a 3' wide path of egress.

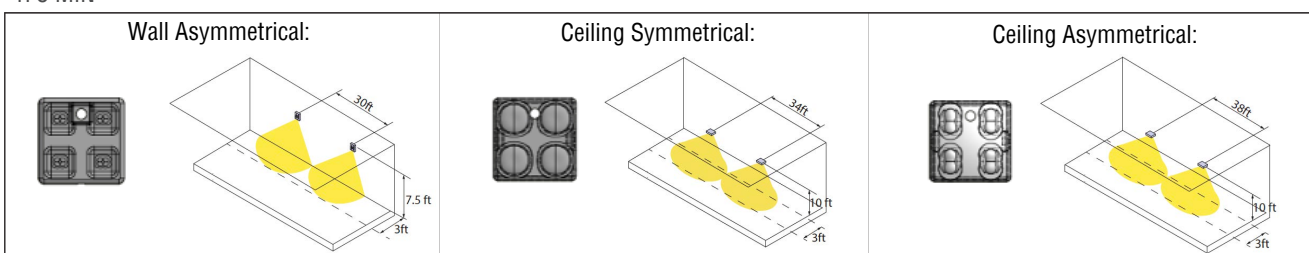
■ optical lens distribution patterns

Corridor dimensions: length - 150', width - 6',
ceiling height - 10' (for wall, height - 7.5')
Reflectance percentage: 80/50/20, measurements are not to scale

1FC AVERAGE



1FC MIN



■ ac input rating

Operation	Voltage (VAC)	Wattage (W)	Rated Current (A)
HT	120-347	13.0-13.1	0.25-0.15
SE	120-347	17.3-17.0	0.35-0.25
SA	120-347	4.5-5.0	0.15-0.10

■ beghelli autotest

SE and SA models are available with the optional Beghelli autotest system that automatically performs one 5 minute discharge test monthly and every 6 months it performs two full discharge tests, 24 hours apart. This tests both full battery capacity and recharge capability. The information is communicated simply and intuitively to maintenance personnel via a single multi-color LED. A manual test feature is included when the autotest option is selected. The manual test will run a 30 second, 15 minute or 90 minute test by pressing the correct sequence of the test switch.

■ fcc

This device complies with part 15 of the FCC Rules. Operation is subject to the following two conditions: (1) This device may not cause harmful interference, and (2) this device must accept any interference received, including interference that may cause undesired operation.

■ installation

The **Pluraluce HAZARDOUS** is rated for hazardous environments requiring Class I Div 2, Groups A-D, Class II Div 2, Groups E-G and Class III. It is suitable for surface wall or ceiling mounting on a junction box or suspended by a pendant kit. Side knockouts for conduit entry.

■ warranty

The **Pluraluce HAZARDOUS** comes with a 3-year factory warranty. Deliberate damage, misuse, improper installation effectively cancel the warranty.