

HDZE



HAZARDOUS EMERGENCY LIGHT

KEY FEATURES

- Class I, Division 1 hazardous EM unit
- Up to 40 ft on-center spacing
- Rotatable LED lamp heads, 5000K CCT
- Rugged IK10 die-cast aluminum housing
- IP66, NEMA 4X



■ The **HDZE** is an explosion proof hazardous location emergency light constructed of die-cast aluminum. UL 844 and UL 924 Listed and rated for use in:

- Class I, Division 1, Groups C, D
- Class I, Division 2, Groups A, B, C, D
- Class II, Division 1, Groups E, F, G
- Class II, Division 2, Groups F, G
- Class III

ELECTRICAL

- Input Voltage: 120-277V, 50-60 Hz
- Power Consumption: 8W nominal
- EM Operation: 3 hours
- Battery: Lithium ion

OPERATING TEMP:

- Charging: 32°F to 113°F (0°C to 45°C)
- Discharging: -4°F to 140°F (-20°C to 60°C)

CONSTRUCTION

- Housing: Die-cast aluminum in gray finish, stainless steel hardware, 3/4" NPT conduit entries
- Mounting: Wall mounting
- Lamp Heads: 2.5W LED heads, 738 lm total, 5000K CCT, tempered glass lens, 180° rotation

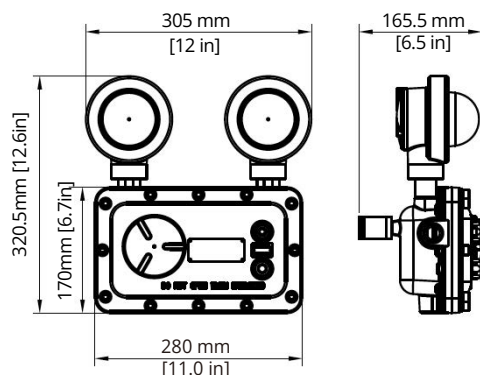
APPLICATION

The HDZE is ideal for power plants, heavy industrial storage facilities, paper mills, water waste treatment plants, petrochemical processing plants, metallurgical, food and alcohol industry facilities, and high vapor, high dust and high temperature locations

ORDERING INFORMATION

MODEL	DESCRIPTION
HDZESE	C1D1 EM unit, 2.5W LED adjustable lamp heads, 5000K CCT, 120-277V, 50-60 Hz, gray

DIMENSIONS



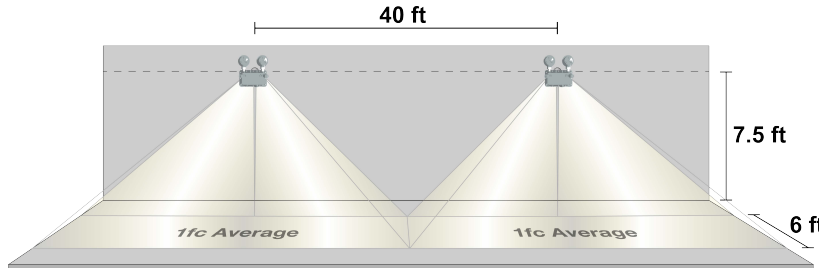
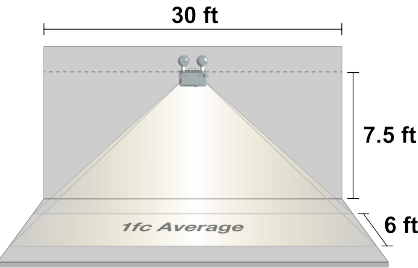
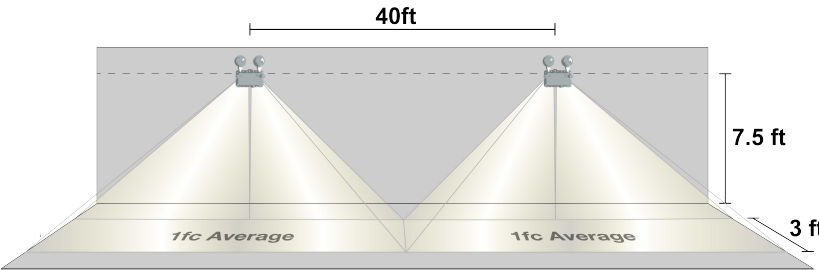
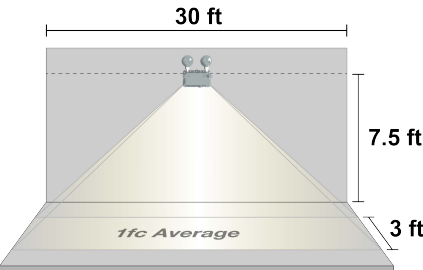
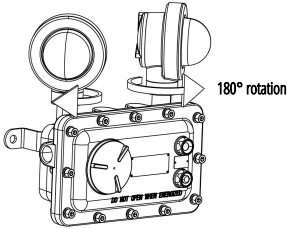
■ **WEIGHT:** 17.64 lb (8 kg)

PHOTOMETRICS

Model	Mount Height	On-Center Spacing		Path of Egress
		1 Fixture	Multiple Fixtures	
HDZESE	7.5 ft	30 ft	40 ft	3 ft
HDZESE	7.5 ft	30 ft	40 ft	6 ft

Lamp Adjustment

- Max spacing achieved with 60° rotation
- Heads designed for 180° rotation



Disclosure:
Spacing is measured in lab conditions with an assumed open space, no obstructions and reflection rates of 80 (ceiling)/50 (walls)/20 (floor). Actual spacing may vary depending on the environment in which the fixture is installed.

ELECTRICAL RATING

MODEL	POWER CONSUMPTION CHARGING	POWER CONSUMPTION STANDBY	INPUT AC AC CURRENT (A)			FREQUENCY (HZ)	POWER TO LEDs		AC MODE		EM MODE	
			120V	277V	347V		AC MODE	EM MODE	DC VOLTAGE	DC CURRENT	DC VOLTAGE	DC CURRENT
HDZE	8W	--	0.07	0.03	0.02	60	5.12W	--	34.00V	150MA	33.05V	94MA

■ **WARRANTY:** 5 years, see website for full warranty details