

Type: _____

Project: _____

ILLUMINA®

TITLE 20
TITLE 24



BS101LED ECO E

- The **ILLUMINA® BS101LED ECO E** is an economical solution for wet location illumination and is corrosion, flame and vandal resistant.
- **HOUSING:** 100% UV stabilized polycarbonate, liquid silicone perimeter gasket with memory retention.
- **DIFFUSER:** The frosted UV stabilized polycarbonate diffuser eliminates glare and provides even light distribution.
- **LUMENS:**
 - 4000K: 4090 lm
 - 5000K: 4156 lm
- **OPERATING TEMP:**
 - HT (AC Only) -40°F to 104°F (-25°C to 40°C)
 - SA (AC & EM) 32°F to 104°F (0°C to 40°C)
- **WEIGHT:** 9 lbs / 4.08 kg



APPLICATION: The **ILLUMINA® BS101LED-ECO-E** provides ideal illumination for canopies, warehouses, schools, breeze-ways and service corridors. It can be installed both indoor & outdoor.

ORDERING INFORMATION

Example: BS101LEDECOE 4HTHOWT40 120-277


MODEL	LENGTH	OPERATION	OUTPUT	COLOR TEMP	INPUT	MOUNTING	OPTIONS
BS101LED ECO E	4 (ft)	HT (AC only)	HO	WT40 (4000K)	120-277V	blank (surface mount standard)	FP (fuse protection - 3A) SS (stainless steel clips)
		SA ¹ (AC & EM)		WT50 (5000K)		JM ² (j-box mount)	SP (surge protection - 10 KA) TPS (tamper proof screws)

CONTROLS & ACCESSORIES

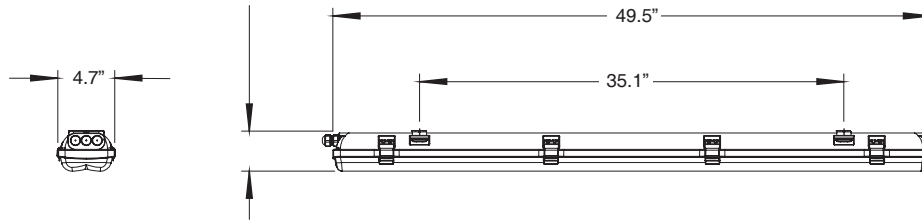
1PKxWBS14 ^{3,4} (single pivot kit, white x=length)	2CH48 ⁴ (48" chain hang kit, field cuttable)	QMBWBS14 ⁵ (quick mount bracket)
1SPKxWBS14 ^{3,4} (swivel pivot kit, white x=length)	2PKxW ^{3,4} (double stem pendant mount kit, white)	TPB (tamper proof bits)
2ACx ⁴ (aircraft cable, x=length)	2SPKxW ^{3,4} (swivel double stem pendant kit)	TM22BS14 ⁴ (trunnion mount)
	PM (pivot mount)	

NOTE 1: Emergency pack 120-277V; 10W/1170 lm.
 NOTE 2: JM direct j-box mount maintains fixture's IP66 rating
 NOTE 3: Standard pendant lengths "x" = 12 (12"), 24 (24"), and 48 (48")
 NOTE 4: Consult factory for non-standard lengths
 NOTE 5: Quick Mount bracket requires JM mount

TECHNICAL INFORMATION

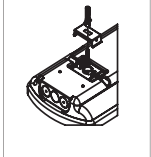


DIMENSIONS



MOUNTING OPTIONS

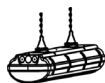
Surface Mount
(standard)



Aviation Cable Kit
(2AC50, 2AC72)



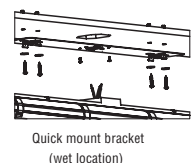
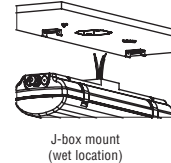
Chain Hang Kit
(2CH48)



Double Pendant Kit
(2PK12W, 2PK24W, 2PK48W)



J-Box & Quick Mount Bracket Mount
(JM, QMBWBS14)



Magnet Mount Kit
MM



Pivot Mount Kit
PM



Single Pendant Kit
(1PKxWBS04
x=12", 24", 48")



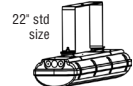
Swivel Double Pendant Kit
(2SPK12W, 2SPK24W,
2SPK48W)



Swivel Single Pendant Kit
(1SPKxWBS04,
x=12", 24", 48")



Trunnion Mount Kit
(TM22BS14)



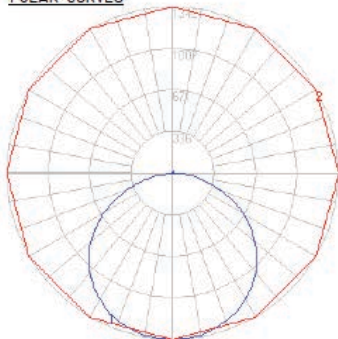
NOTE: When wall mounted, DAMP LOCATION LISTED

PHOTOMETRICS

BS101LEDECOE4HTHOWT40120-277V

POLAR CURVES

POLAR CURVES

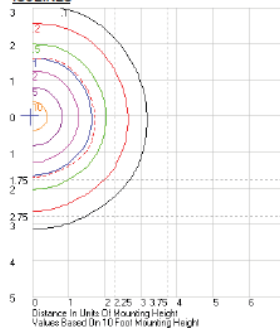


Characteristics
Electronic driver
LED 4000°K
Lumens Per Lamp
Total Lamp Lumens
Luminaire Lumens
Total Luminaire Efficiency
Luminaire Efficacy Rating (LER)
Total Luminaire Watts
Ballast Factor
CIE TypeDirect

4090 (1 lamp)
4090
4090
100 %
117
35
1.00

ISOLINES

ISOLINES



Zonal Lumen Summary

Zone	Lumens	%Lamp	%Fixt
0-20	495.51	12.10	12.10
0-30	1061.99	26.00	26.00
0-40	1758.93	43.00	43.00
0-60	3179.22	77.70	77.70
0-80	3997.38	97.70	97.70
0-90	4059.42	99.30	99.30
10-90	3932.03	96.10	96.10
20-90	1263.42	30.90	30.90
20-50	2002.43	49.00	49.00
40-70	1945.46	47.60	47.60
60-80	818.16	20.00	20.00
70-80	282.99	7.20	7.20
80-90	62.04	1.50	1.50
90-110	4.27	0.10	0.10
90-120	8.33	0.20	0.20
90-130	13.32	0.30	0.30
90-150	23.17	0.60	0.60
90-180	30.59	0.70	0.70
110-180	26.32	0.60	0.60
0-180	4090.00	100.00	100.00

Total Luminaire Efficiency = 100.00%

Coefficients of Utilization - Zonal Cavity Method

Effective Floor Cavity Reflectance 0.20

RC	80	70	50	30	10	0											
RW70	50	30	10	50	30	10	50	30	10	50	30	10	50	30	10	0	
0	119	119	119	119	116	116	116	116	111	111	111	106	106	106	101	101	99
1	109	104	99	96	106	101	97	94	97	94	91	93	90	88	89	87	83
2	98	90	83	77	96	88	82	76	84	79	74	81	77	73	78	74	69
3	90	79	71	64	87	77	70	63	74	68	62	71	66	61	69	64	58
4	82	70	61	54	79	68	60	54	66	58	53	63	57	52	61	56	51
5	75	62	53	46	73	61	52	46	59	51	45	57	50	45	55	49	42
6	69	56	47	40	67	55	46	40	53	45	40	51	44	39	49	43	37
7	64	50	42	35	62	50	41	35	48	40	35	46	40	35	45	39	32
8	60	46	37	31	58	45	37	31	44	36	31	43	36	31	41	35	29
9	56	42	34	28	54	42	34	28	40	33	28	39	33	28	38	32	26
10	52	39	31	26	51	38	31	25	37	30	25	36	30	25	35	29	23

ILLUMINA® BS101LED ECO E

ENERGY CHART

MODEL	LENGTH	EFFICACY	CONSUMPTION WATTAGE	LUMEN OUTPUT	CRI	L70 (HRS) PROJECTED
BS101LED-ECO-E4HT-HO-WT40-120-277V	4 ft	117 lm/W	35	4090	>80	>100,000
BS101LED-ECO-E4HT-HO-WT50-120-277V	4 ft	119 lm/W	35	4156	>80	>100,000

ELECTRICAL RATING

PRODUCT	NOMINAL POWER (W)	AC CURRENT (A) AC VOLTAGE		FREQUENCY (HZ)	DC VOLTAGE (V)	DC CURRENT (mA)
		120 V	277 V			
BS101LED-ECO-HT-HO	35	0.30	0.13	50/60	45	700

DIMMER COMPATIBILITY

DIMMER	COMPATABILITY	
	ON/OFF	DIMMING
LEVITON - AWRMG-7	YES	YES
LUTRON - DIVE - DVSTV	YES	YES
LUTRON - DIVE - DVTV	YES	YES
WATT STOPPER - DCLV1	YES	YES

■ **WARRANTY:** 5 years, see website for full warranty details.