

Type: _____

Project: _____

ACCIAIO® 920

TITLE
20TITLE
24

BX920LED

- **ACCIAIO® BX920LED** is an industrial grade lighting solution that features easily upgradeable technology, convenient installation and a robust design that is ideal for most commercial and light industrial applications
- **HOUSING:** 24 gauge steel construction with die-cast aluminum endcaps. Finished with zinc enriched polyester white powder coat
- **DIFFUSER:** Impact resistant 4 mm frosted polycarbonate diffuser with pressed silicone gasket is integrated into the housing for optimal ingress protection
- **LUMENS:**
 - LO: 6900 to 7300 lm
 - HO: 11000 to 11700 lm
- **OPERATING TEMP:**
 - HT (AC Only) -40°C to 40°C (-40°F to 104°F)
 - SA (AC & EM) 0°C to 35°C (32°F to 95°F)
- **WEIGHT:** 17 LBS / 7.7 KG



- **APPLICATION:** The **ACCIAIO® BX920LED** is a versatile luminaire ideal for a wide range of applications including: warehouses, parking decks, breeze-ways, canopies, service corridors, loading docks, farms, car washes and pool areas
- **INTERNAL:** 0-10V dimming driver (1% - 100%), 120-277V or 347-480V input. Dual mid-power white LED, >80CRI. All components mounted to a 22 gauge steel reflector with white powder coat finish. Optional integrated emergency pack provides 1463 lumens during power failure.

ORDERING INFORMATION

MODEL	LENGTH	OPERATION	OUTPUT	COLOR TEMP	INPUT	LENS	MOUNTING	FINISH
BX920LED	4 (ft)	HT (AC only)	LO	WT30 (3000K)	120-277V	PC (polycarbonate)	blank (surface mount std)	WHT (white)
		SA ¹ (AC & EM)	HO	WT35 (3500K)	347-480V		CRM ²	
				WT40 (4000K)			(continuous row mount)	
				WT50 (5000K)			RM ² (row mount)	
								OPTIONS
								BAA (made in America)
								EM ⁴ (field installation remote mounted)
								FP (fuse protection - 3A)
CONTROLS & ACCESSORIES								
2ACx ⁷ (adjustable aviation cable, x=length: 50=50", 72=72")				HHRFSIR ⁹ (remote for FSP221)		SW1 ⁵ (single BT rocker wall switch)		
2CH48 ⁷ (48" chain hang kit, field cuttable)				MLM1 ⁵ (wireless motion and lux sensor)				
2PKxW ^{7,8} (double pendant kit, white, x=length)				PM (aimable pivot mount)				
EMDCB ⁵ (BT wireless motion & lux sensor)				RLY ⁵ (wireless relay)				
								NOD ⁵ (integrated node)
								OS ^{5,6} (external occupancy sensor)
								SP (surge protection - 10KA)

NOTE 1: Emergency pack T20, 120-277V, 10W, 1463 lm

NOTE 2: Maximum run distance 100 ft, only for chain and aircraft cable

NOTE 4: Field Installation Emergency Pack T20, 120-277V, 10W, 1305 lm

NOTE 5: Beggelli offers wireless & powerless control solutions, contact factory for more details

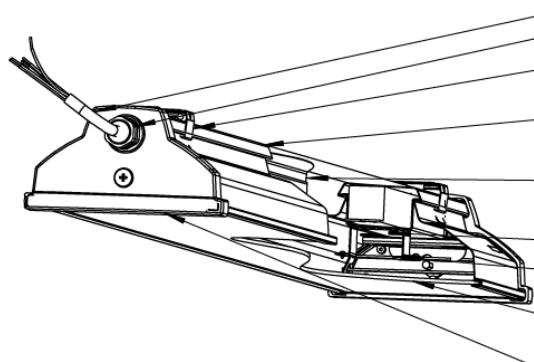
NOTE 6: OS is std Beggelli sensor (Magnum OSM1, CRMB9, OSFSP221, SBOR & other sensors also available)

NOTE 7: Consult factory for non-standard lengths

NOTE 8: Standard pendant lengths "x" = 12 (12"), 24 (24") and 48 (48")

NOTE 9: OSFSP221 requires HHRFSIR handheld remote accessory

TECHNICAL INFORMATION



72" BLACK, 18AWG, 600V, 5-CONDUCTOR CORD

M20 LIQUID-TIGHT CORD GRIP

STAINLESS STEEL SURFACE MOUNTING CLIP (OTHER MOUNTING OPTIONS ARE AVAILABLE)

24 GA. STEEL HOUSING WITH WHITE POWDER COATED FINISH

ELECTRONIC PROGRAMMABLE 0-10V DIMMING DRIVER FOR 120-277V (1%-100%) OR 347-480V (1%-100%) OPERATION

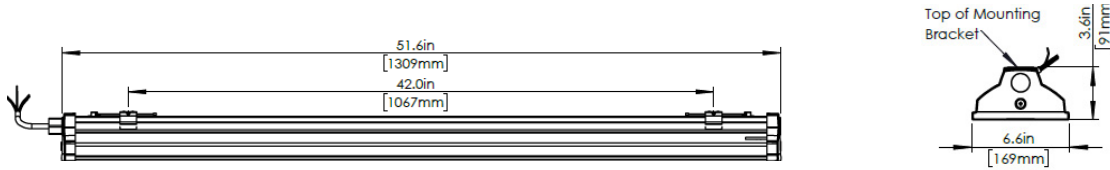
22 GA. STEEL REFLECTOR IN WHITE POWDER COATED FINISH

(2) MID-POWER WHITE LED PCB

4mm FROSTED POLYCARBONATE LENS; SEALED WITH SILICONE GASKET


DIE CAST ALUMINUM END CAP WITH SILICONE GASKET AND SECURED SCREW WITH WHITE POWDER COATED FINISH

DIMENSIONS



MOUNTING OPTIONS

SURFACE MOUNTING (standard) (hardware by others)



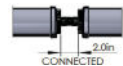
Aviation Cable Kit (2AC50, 2AC72)



Chain Hang Kit (2CH48)



Continuous Row Mount (CRM)

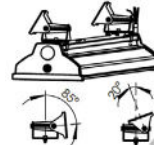


(Max. run distance 100ft)
(Only for chain & aircraft cable)

Pendant Kit (2PK12W, 2PK24W 2PK48W)



Pivot Mount (PM)



Row Mount (RM)

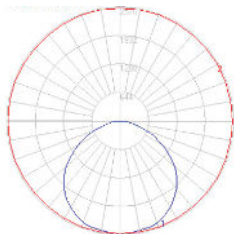


(Max. run distance 100ft)
(Only for chain & aircraft cable)

PHOTOMETRICS

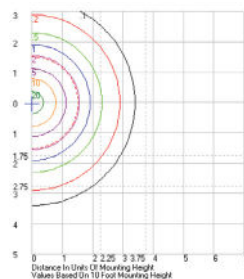
BX920LED 4HT LO WT40 120-277V

POLAR CURVES



Characteristics			
Electronic driver			
LED 4000°K			
Lumens Per Lamp	N.A. (absolute)		
Total Lamp Lumen	N.A. (absolute)		
Luminaire Lumen	7317		
Total Luminaire Efficiency	N.A.		
Luminaire Efficacy Rating (LER)	146		
Total Luminaire Watts	50		
Ballast Factor	1.00		
CIE Type	Direct		

ISOLINES

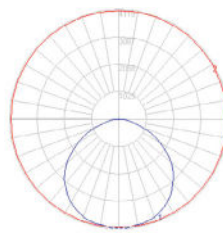


Zonal Lumen Summary			
Zone	Lumen	%Lamp	%Fixt.
0-20	945.75	N.A.	12.90
0-30	2033.56	N.A.	27.80
0-40	3365.05	N.A.	46.00
0-60	5974.6	N.A.	81.70
0-80	7246.79	N.A.	99.00
0-100	7316.65	N.A.	100.00
10-90	7074.7	N.A.	96.70
20-80	2419.3	N.A.	33.10
30-70	3808.88	N.A.	52.10
40-60	3471.92	N.A.	47.50
60-80	1272.19	N.A.	17.40
70-80	409.92	N.A.	5.60
80-90	89.86	N.A.	1.00
90-110	0.06	N.A.	0.00
90-120	0.06	N.A.	0.00
90-130	0.06	N.A.	0.00
90-150	0.07	N.A.	0.00
90-180	0.07	N.A.	0.00
110-180	0.01	N.A.	0.00
0-180	7316.73	N.A.	100.00

Total Luminaire Efficiency = N.A. %

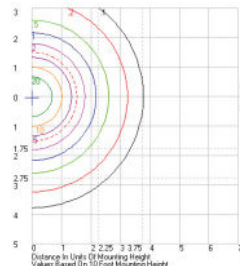
BX920LED 4HT HO WT40 120-277V

POLAR CURVES



Characteristics			
Electronic driver			
LED 4000°K			
Lumens Per Lamp	N.A. (absolute)		
Total Lamp Lumen	N.A. (absolute)		
Luminaire Lumen	11704		
Total Luminaire Efficiency	N.A.		
Luminaire Efficacy Rating (LER)	146		
Total Luminaire Watts	80		
Ballast Factor	1.00		
CIE Type	Direct		

ISOLINES



Zonal Lumen Summary			
Zone	Lumen	%Lamp	%Fixt.
0-20	1515.63	N.A.	13.00
0-30	3226.13	N.A.	27.60
0-40	5387.14	N.A.	46.00
0-60	9558.68	N.A.	81.70
0-80	11551.66	N.A.	99.00
0-100	11703.56	N.A.	100.00
10-90	11316.17	N.A.	96.70
20-80	3871.51	N.A.	33.10
30-70	6094.95	N.A.	52.10
40-60	5549.01	N.A.	47.40
60-80	2032.98	N.A.	17.40
70-80	855.52	N.A.	5.60
80-90	111.80	N.A.	1.00
90-110	0.09	N.A.	0.00
90-120	0.09	N.A.	0.00
90-130	0.09	N.A.	0.00
90-150	0.10	N.A.	0.00
90-180	0.10	N.A.	0.00
110-180	0.02	N.A.	0.00
0-180	11703.67	N.A.	100.00

Total Luminaire Efficiency = N.A. %

ACCIAIO® BX920LED

ENERGY CHART

MODEL	LENGTH	EFFICACY	CONSUMPTION WATTAGE	LUMEN OUTPUT	CRI	L70 (HRS)
BX920LED 4HT LO WT40 120-277V	4 ft	138 LPW	50	6912-7317	>80	>100,000
BX920LED 4HT HO WT40 120-277V	4 ft	146 LPW	80	11065-11704	>80	>100,000






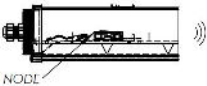


ELECTRICAL RATING

PRODUCT	NOMINAL POWER (W)	AC CURRENT (A) AC VOLTAGE				FREQUENCY (HZ)	DC VOLTAGE (V)	DC CURRENT (MA)
		120V	277V	347V	480V			
BX920LED 4HT LO	50	0.43	0.18	0.15	0.11	50/60	46	1000
BX920LED 4HT HO	80	0.68	0.29	0.24	0.17	50/60	46	1600

DIMMER COMPATIBILITY

DIMMER	COMPATABILITY	
	ON/OFF	DIMMING
LEVITON - AWRMG-7DW	YES	YES
LUTRON - IP710-DL	YES	YES
LUTRON - DVTV	YES	YES
WATT STOPPER - DCLV1	YES	YES

BEGHELLI LIGHTING CONTROL SOLUTIONS

DAISY CHAIN FIXTURES (RELAY)			EXTERNAL NODE & SENSOR (OS)	
RLY* Wireless Relay (Damp Location)  Max range: 100 ft Max fixtures: 21	EMDCB* Remote Sensor (Damp Location) 	SW1* Single Switch (Damp Location) 	OS (Beghelli Standard) (Wet Location)  (EXTERNAL KNOCKOUT)	SW1* Single Switch (Damp Location)  External occ sensor options: OSM1* sensor, MLM1 sensor, etc.)
INTEGRATED NODE (NOD)				
NOD* Node 	EMDCB* Remote Sensor (Damp Location) 	SW1* Single Switch (Damp Location) 	*Magnum control options are also available (NODM1 node, OSM1 sensor, MLM1, RLYM1 relay, SW1M1 switch) **Beghelli offers standard wired and wireless control solutions. Beghelli fixtures are compatible with most control solutions available in the market, consult factory for more details.	

■ **WARRANTY:** 5 years, see website for full warranty details.