

# CURVA 2 (CRV2)



Model: \_\_\_\_\_  
Type: \_\_\_\_\_

Job Name: \_\_\_\_\_  
Date: \_\_\_\_\_



## ■ about

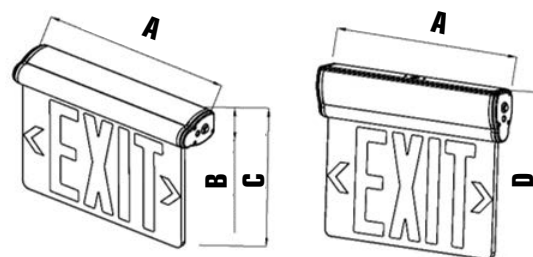
The next generation Curva 2 (**CRV2**) is a sleek, architectural edge-lit exit sign with 120/277VAC, 60Hz dual input voltage. Its universal design features field selectable red and green LEDs with a single clear panel and double mirror panel in a single SKU. High-grade acrylic panels include field-selectable chevrons. The universal design includes surface ceiling, surface wall and surface end mounting. The front cover of the aluminum housing is easy to open, ensuring cost savings with installation, LED selection and maintenance. Autotest is included standard on self-powered battery models. The **CRV2** is UL924 certified and meets CEC Title 20.

The **CRV2** features an integrated and unique pivot system that allows it to be surface mounted on the wall, ceiling or sloped ceiling. Available with a backbox accessory kit for recess mount.

## ■ ordering information

Model	Description
CRV2HTUBA	Universal edge-lit exit, AC only, red/green, single clear and double mirror panels, universal surface mount, brushed aluminum
CRV2HTUW	Universal edge-lit exit, AC only, red/green, single clear and double mirror panels, universal surface mount, white
CRV2SAUBA	Universal edge-lit exit, AC & EM, red/green, single clear and double mirror panels, universal surface mount, brushed aluminum
CRV2SAUW	Universal edge-lit exit, AC & EM, red/green, single clear and double mirror panels, universal surface mount, white

## ■ dimensions



Series	A	B	C	D
CRV2	12 1/16"	1 13/16"	8 1/4"	9 11/16"

■ **weight:** HT: 3.5 lb  
SA: 3.7 lb

## Accessories

1PKxyCRV	Pendant kit; x= length ( <b>12</b> , <b>24</b> , <b>48</b> " std); y= color ( <b>W</b> =white, <b>B</b> = black)	RKWHHT	Recessed kit, white, HT only (no holes)
CRV21MPNL	Single face mirror panel	RKWHTSA	Recessed kit, white, SA only (w/ holes)
CRV21WPNL	Single face white panel	RKWBALHT	Recessed kit, brushed aluminum, HT only (no holes)
CRV22WPNL	Double face white panel	RKBALSA	Recessed kit, brushed aluminum, SA only (w/ holes)

# CURVA 2 (CRV2)

## ■ electrical

**BATTERY:** The **CRV2** is designed with a 3.6V, 300mAH maintenance-free Ni-Cad battery that provides minimum emergency duration of 90 minutes. The recharge time of the battery is 24 hours.

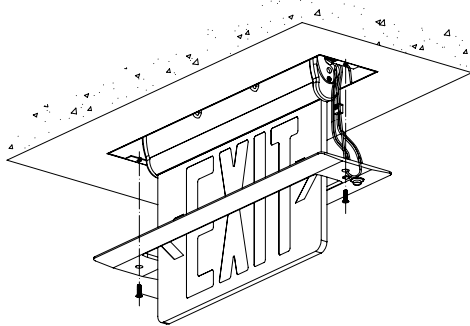
**CIRCUIT:** The **CRV2** has a 120/277V, 60Hz solid state transformer. Low voltage disconnect and brownout protection are standard. The battery operating temperature is 50°F to 104°F (10°C to 40°C).

## ■ installation

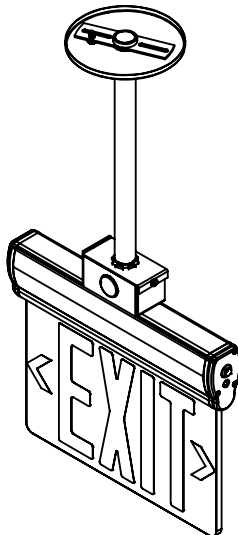
Surface mount on ceiling, wall or end is standard. The pivoting design of the panel facilitates sloped ceiling mounting or rotating panel up and out of the way when moving large objects through a space.

Recessed mount kit and pendant kit accessories are also available.

**Recessed Mount:** The recessed kit accessory is a steel backbox housing and a trimplate which is available in a white or anodized aluminum finish. Adjustable bar hangers adapt housing for mounting in a suspended ceiling. The recessed backbox with fixture color-matched trimplate effortlessly converts the standard surface mount **CRV2** to a recessed mount in a ceiling or wall. The fixture easily snaps into the recessed backbox and is securely held in place while wiring is completed.



**Pendant Mount:** The pendant kit consists of a single pendant stem in standard 12", 24" and 48" lengths (1/2" IP) and a flat ceiling canopy. White and black finishes are standard. Consult factory for custom lengths.



## ■ self-powered

The **CRV2** self-powered SA model is designed to operate on battery power in the event of regular/ mains power failure and includes Beghelli's Autotest function. Both the battery and charger are completely contained within the standard sign. There are no external components and no alteration made to the external dimensions of the standard sign. Status is easily determined via an LED that indicates AC-ON. A push button test switch allows maintenance personnel to quickly confirm the operational status of the exit at any time.

## ■ autotest

The **CRV2SA** comes standard with the Beghelli Autotest diagnostic system. Featuring continuous monitoring of the unit's main components (battery, charger, transformer, lamps & LEDs) and providing instant visual verification of the status. (See Autotest Instructions for more details.)

## ■ warranty

The **CRV2** comes with a 5-year factory warranty. Deliberate damage, misuse, improper installation effectively cancel the warranty. Find complete warranty details online at [beghelliusa.com](http://beghelliusa.com).