

Type: \_\_\_\_\_

Project: \_\_\_\_\_

# ACCIAIO® 920



TITLE 20

TITLE 24



## BX920LED

- **ACCIAIO® BX920LED** is an industrial grade lighting solution that features easily upgradeable technology, convenient installation and a robust design that is ideal for most commercial and light industrial applications
- **HOUSING:** 24 gauge steel construction with die-cast aluminum endcaps. Finished with zinc enriched polyester white powder coat
- **DIFFUSER:** Impact resistant 4 mm frosted polycarbonate diffuser with pressed silicone gasket is integrated into the housing for optimal ingress protection
- **LUMENS:**
  - LO: 6900 to 7300 lm
  - HO: 11000 to 11700 lm
- **OPERATING TEMP:**
  - HT (AC Only) -40°C to 40°C (-40°F to 104°F)
  - SA (AC & EM) 0°C to 35°C (32°F to 95°F)
- **WEIGHT:** 17 LBS / 7.7 KG



- **APPLICATION:** The **ACCIAIO® BX920LED** is a versatile luminaire ideal for a wide range of applications including: warehouses, parking decks, breezeways, canopies, service corridors, loading docks, farms, car washes and pool areas
- **INTERNAL:** 0-10V dimming driver (1% - 100%), 120-277V or 347-480V input. Dual mid-power white LED, >80CRI. All components mounted to a 22 gauge steel reflector with white powder coat finish. Optional integrated emergency pack provides 1463 lumens during power failure.

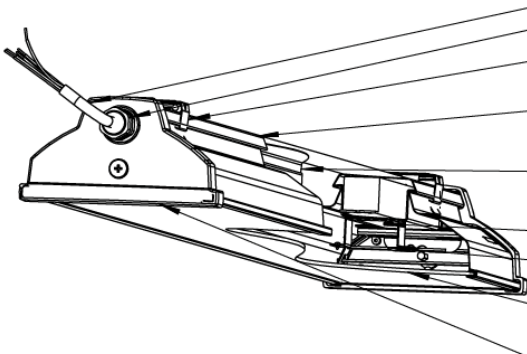
### ORDERING INFORMATION

MODEL	LENGTH	OPERATION	OUTPUT	COLOR TEMP	INPUT	LENS	MOUNTING	FINISH
BX920LED	4 (ft)	HT (AC only)	LO	WT30 (3000K)	120-277V	PC (polycarbonate)	blank (surface mount std)	WHT (white)
		SA <sup>1</sup> (AC & EM)	HO	WT40 (4000K)	347-480V		CRM <sup>2</sup>	BAA (made in America)
				WT50 (5000K)				
								<b>OPTIONS</b>
								EM <sup>4</sup> (field installation remote mounted)
								FP (fuse protection - 3A)
								NOD <sup>5</sup> (integrated node)
								OS <sup>5,6</sup> (external occupancy sensor)
								SP (surge protection - 10KA)
<b>CONTROLS &amp; ACCESSORIES</b>								
2ACx <sup>7</sup> (adjustable aviation cable, x=length: 50=50", 72=72")				HHRFSIR <sup>9</sup> (remote for FSP221)		SBXS (seismic bracket)		
2CH48 <sup>7</sup> (48" chain hang kit, field cuttable)				MLM1 <sup>5</sup> (wireless motion and lux sensor)		SW1 <sup>5</sup> (single BT rocker wall switch)		
2PKxW <sup>7,8</sup> (double pendant kit, white, x=length)				PM (aimable pivot mount)		TM22BX <sup>7</sup> (22" trunnion mount)		
EMDCB <sup>5</sup> (BT wireless motion & lux sensor)				RLY <sup>5</sup> (wireless relay)				

NOTE 1: Emergency pack T20, 120-277V, 10W, 1463 lm  
 NOTE 2: Maximum run distance 100 ft, only for chain and aircraft cable  
 NOTE 4: Field Installation Emergency Pack T20, 120-277V, 10W, 1305 lm  
 NOTE 5: Beggelli offers wireless & powerless control solutions, contact factory for more details

NOTE 6: OS is std Beggelli sensor (Magnum OSM1, CRMB9, OSFSP221, SBOR & other sensors also available)  
 NOTE 7: Consult factory for non-standard lengths  
 NOTE 8: Standard pendant lengths "x" = 12 (12"), 24 (24") and 48 (48")  
 NOTE 9: OSFSP221 requires HHRFSIR handheld remote accessory

### TECHNICAL INFORMATION



72" BLACK, 18AWG, 600V, 5-CONDUCTOR CORD

M20 LIQUID-TIGHT CORD GRIP

STAINLESS STEEL SURFACE MOUNTING CLIP (OTHER MOUNTING OPTIONS ARE AVAILABLE)

24 GA. STEEL HOUSING WITH WHITE POWDER COATED FINISH

ELECTRONIC PROGRAMMABLE 0-10V DIMMING DRIVER FOR 120-277V (1%-100%) OR 347-480V (1%-100%) OPERATION

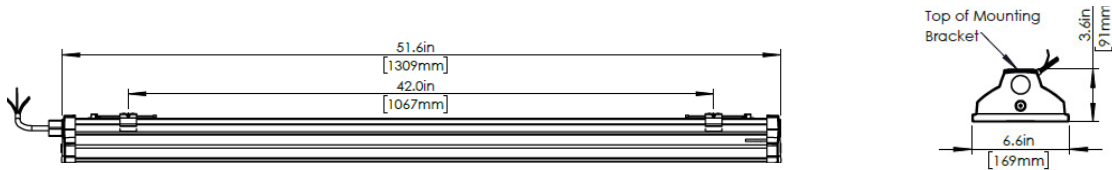
22 GA. STEEL REFLECTOR IN WHITE POWDER COATED FINISH

(2) MID-POWER WHITE LED PCB

4mm FROSTED POLYCARBONATE LENS; SEALED WITH SILICONE GASKET

DIE CAST ALUMINUM END CAP WITH SILICONE GASKET AND SECURED SCREW WITH WHITE POWDER COATED FINISH

## DIMENSIONS



## MOUNTING OPTIONS

**SURFACE MOUNTING**  
(standard)  
(hardware by others)

**Aviation Cable Kit (2AC50, 2AC72)**

**Pivot Mount (PB)**

**Chain Hang Kit (2CH48)**

**Continuous Row Mount (CRM)**

(Max. run distance 100ft)  
(Only for chain & aircraft cable)

**Pendant Kit (2PK12W, 2PK24W, 2PK48W)**

**Row Mount (RM)**

Varies  
(Max. run distance 100ft)  
(Only for chain & aircraft cable)

**Seismic Bracket (SBXS)**

**Trunnion Mount 22" standard offering (TM22BX)**

## PHOTOMETRICS

### BX920LED 4HT LO WT40 120-277V

**POLAR CURVES**

**Characteristics**  
Electronic driver  
LED 4000°K  
Lumens Per Lamp N.A. (absolute)  
Total Lamp Lumen N.A. (absolute)  
Luminaire Lumen 7317  
Total Luminaire Efficiency N.A.  
Luminaire Efficacy Rating (LER) 146  
Total Luminaire Watts 80  
Ballast Factor 1.00  
CIE Type Direct

**ISOLINES**

Zone	Lumen	%Lamp	%Fixt
0-20	945.75	N.A.	12.90
0-30	2033.56	N.A.	27.80
0-40	3365.05	N.A.	46.00
0-60	5974.6	N.A.	81.70
0-80	7246.79	N.A.	99.00
0-90	7316.65	N.A.	100.00
10-90	7074.7	N.A.	96.70
20-90	2419.3	N.A.	33.10
20-50	3808.88	N.A.	52.10
40-70	3471.92	N.A.	47.50
60-80	1222.19	N.A.	17.40
70-80	409.92	N.A.	5.60
80-90	89.88	N.A.	1.00
90-110	0.09	N.A.	0.00
90-120	0.06	N.A.	0.00
90-130	0.06	N.A.	0.00
90-150	0.07	N.A.	0.00
90-180	0.07	N.A.	0.00
110-180	0.01	N.A.	0.00
0-180	7316.73	N.A.	100.00

Total Luminaire Efficiency = N.A. %

### BX920LED 4HT HO WT40 120-277V

**POLAR CURVES**

**Characteristics**  
Electronic driver  
LED 4000°K  
Lumens Per Lamp N.A. (absolute)  
Total Lamp Lumen N.A. (absolute)  
Luminaire Lumen 11704  
Total Luminaire Efficiency N.A.  
Luminaire Efficacy Rating (LER) 146  
Total Luminaire Watts 80  
Ballast Factor 1.00  
CIE Type Direct

**ISOLINES**

Zone	Lumen	%Lamp	%Fixt
0-20	1515.63	N.A.	13.00
0-30	3236.13	N.A.	27.80
0-40	5387.14	N.A.	46.00
0-60	9558.68	N.A.	81.70
0-80	11559.66	N.A.	99.00
0-90	11703.56	N.A.	100.00
10-90	11316.17	N.A.	96.70
20-90	3871.51	N.A.	33.10
20-50	6094.95	N.A.	52.10
40-70	5540.01	N.A.	47.40
60-80	2032.98	N.A.	17.40
70-80	855.52	N.A.	5.60
80-90	111.90	N.A.	1.00
90-110	0.09	N.A.	0.00
90-120	0.09	N.A.	0.00
90-130	0.09	N.A.	0.00
90-150	0.10	N.A.	0.00
90-180	0.10	N.A.	0.00
110-180	0.02	N.A.	0.00
0-180	11703.67	N.A.	100.00

Total Luminaire Efficiency = N.A. %

# ACCIAIO® BX920LED

ADDITIONAL INFORMATION

## ENERGY CHART

MODEL	LENGTH	EFFICACY	CONSUMPTION WATTAGE	LUMEN OUTPUT	CRI	L70 (HRS)
BX920LED 4HT LO WT40 120-277V	4 ft	138 LPW	50	6912-7317	>80	>100,000
BX920LED 4HT HO WT40 120-277V	4 ft	146 LPW	80	11065-11704	>80	>100,000

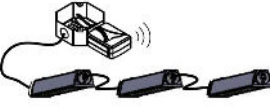







## ELECTRICAL RATING

PRODUCT	NOMINAL POWER (W)	AC CURRENT (A) AC VOLTAGE				FREQUENCY (HZ)	DC VOLTAGE (V)	DC CURRENT (MA)
		120V	277V	347V	480V			
BX920LED 4HT LO	50	0.43	0.18	0.15	0.11	50/60	46	1000
BX920LED 4HT HO	80	0.68	0.29	0.24	0.17	50/60	46	1600

## DIMMER COMPATIBILITY

DIMMER	COMPATABILITY	
	ON/OFF	DIMMING
LEVITON - AWRMG-7DW	YES	YES
LUTRON - IP710-DL	YES	YES
LUTRON - DVTV	YES	YES
WATT STOPPER - DCLV1	YES	YES

## BEGHELLI LIGHTING CONTROL SOLUTIONS

DAISY CHAIN FIXTURES (RELAY)			EXTERNAL NODE & SENSOR (OS)	
<p><b>RLY*</b> Wireless Relay (Damp Location)</p>  <p>Max range: 100 ft Max fixtures: 21</p>	<p><b>EMDCB*</b> Remote Sensor (Damp Location)</p> 	<p><b>SW1*</b> Single Switch (Damp Location)</p> 	<p><b>OS (Beghelli Standard)</b> (Wet Location)</p>  <p>(EXTERNAL KNOCKOUT)</p>	<p><b>SW1*</b> Single Switch (Damp Location)</p>  <p>External occ sensor options: OSM1* sensor, MLM1 sensor, etc.)</p>
INTEGRATED NODE (NOD)				
<p><b>NOD*</b> Node</p> 	<p><b>EMDCB*</b> Remote Sensor (Damp Location)</p> 	<p><b>SW1*</b> Single Switch (Damp Location)</p> 	<p>*Magnum control options are also available (NODM1 node, OSM1 sensor, MLM1, RLYM1 relay, SW1M1 switch)</p> <p>**Beghelli offers standard wired and wireless control solutions. Beghelli fixtures are compatible with most control solutions available in the market, consult factory for more details.</p>	

■ **WARRANTY:** 5 years, see website for full warranty details.