

# VALORE

INDOOR | DAMP | LINEAR 2FT & 4FT



## LINEAR LED HIGH BAY

- The **VALORE** features 3000K, 4000K and 5000K adjustable CCT.
- The **VALORE** is DesignLights Consortium® qualified for indoor High-bay Luminaires for Commercial and Industrial applications.

- **PERFORMANCE:** **VAL2 LO:**12,534 up to 13,418 lm  
**VAL2 HO:**20,840 up to 22,130 lm  
**VAL4 HO:**43,041 up to 45,703 lm

■ **OPERATING TEMP:**

HT (AC Only) -20°C to 40°C (-4°F to 104°F).  
 EM (AC & Emergency) 0°C to 40°C (32°F to 104°F).

- **WEIGHT:** **VAL2 LO:** 7.4 lbs / 3.35 kg  
**VAL2 HO:** 10.8 lbs / 4.89 kg  
**VAL4 HO:** 18.0 lbs / 8.16 kg



**APPLICATION:** The **VALORE** is ideal for budget conscious installations or replacement of fluorescent linear high bays in warehouses, aisle lighting for retail, big box stores, logistic centers and open ceiling environments.

### CONFIGURATIONS

MODEL	OPERATION	OUTPUT	COLOR TEMP	INPUT	MOUNTING <sup>1</sup>	OPTIONS
VAL2	HT	LO	WT	120V-277V	CH (chain hang)	EM <sup>3</sup> (emergency back-up remote)
VAL4 <sup>6</sup>		HO			AC <sup>2</sup> (aviation cable kit)	FP (fuse protection - 5A)
						SP (surge protection - 10KA)
						WG (wireguard)
						RLYL <sup>4</sup> (wireless relay - LOGICA)
						EOS <sup>5</sup> (on/off only external sensor)
						EOS-FSP <sup>5</sup> (on/off dimming & photocell external sensor)

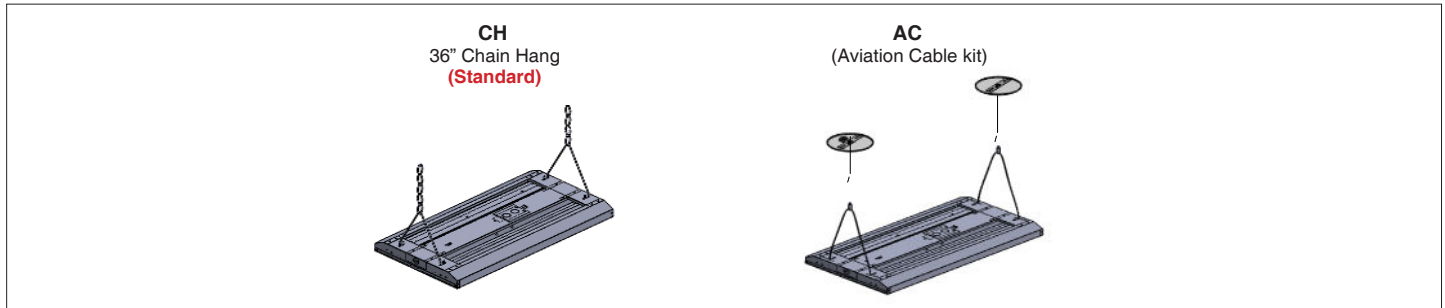
**NOTE 1:** Chain mounting (CH) is standard. Specify length for CH:12", 24", 36", 48" for other specify.  
**NOTE 2:** 50" & 72" are standard lengths, consult factory for other lengths  
**NOTE 3:** Field Installation Emergency Pack (120-277V); 17W; 2290 lumens  
**NOTE 4:** Logica (Beghelli wireless and powerless control solutions). Contact factory for more details.

**NOTE 5:** FSP-221-requires wireless IR handheld remote (HHR-FSIR) for changing defaults and testing of occupancy sensor. Order as needed (item #476100186). For more details, contact factory.  
**NOTE 6:** Only available with HO

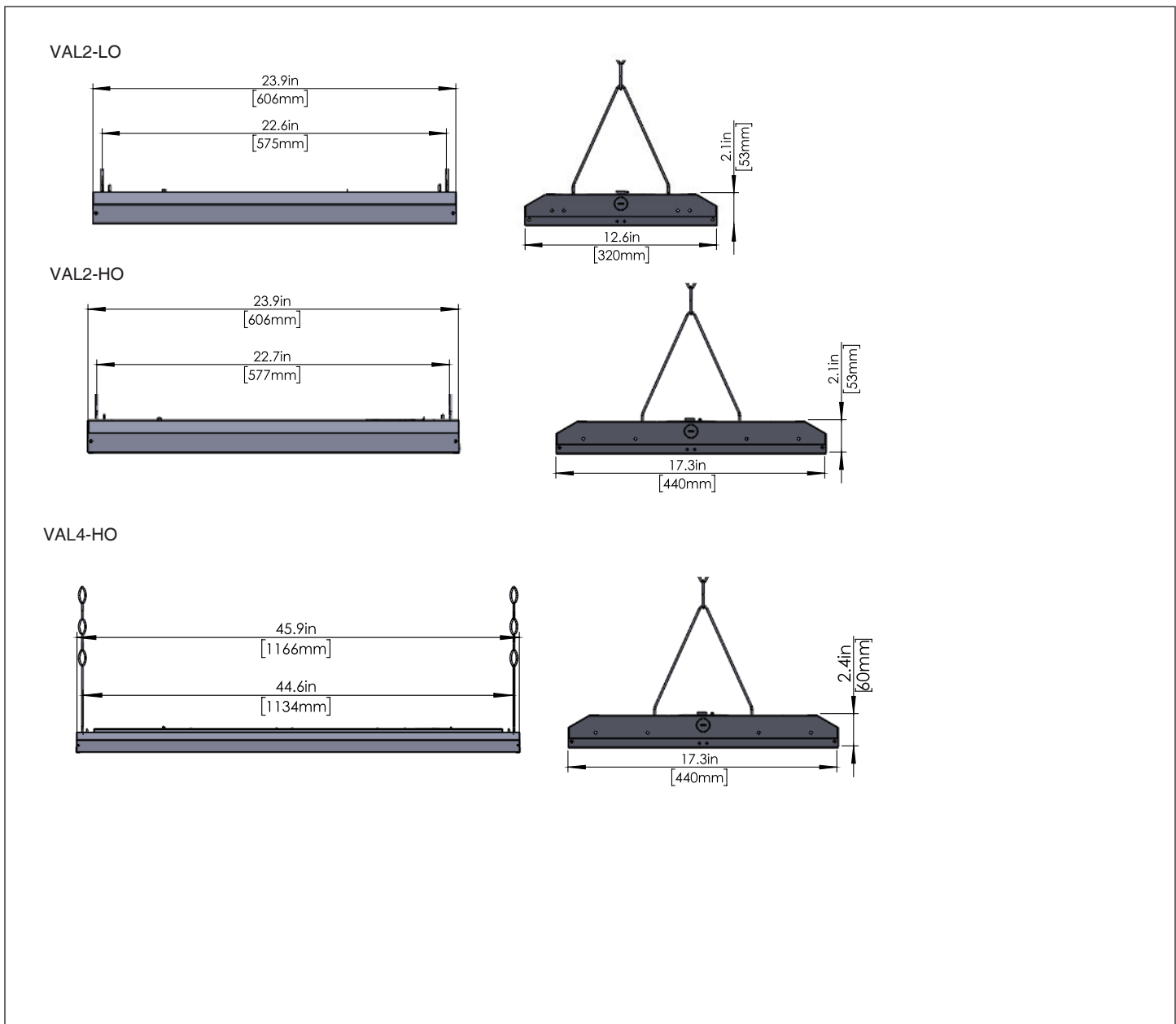
### TECHNICAL INFORMATION

- 21 GAUGE STEEL HOUSING CONSTRUCTION WITH WHITE FINISH.
- 1/2" KNOCK-OUT
- 0-10V DIMMABLE ELECTRONIC DRIVER, 120-277V (50/60HZ).
- POLYCARBONATE OPAL DIFFUSER PROVIDES EVEN DISTRIBUTION WITH MINIMAL GLARE.
- (4) WHITE LED PCB
- CCT ADJUSTABLE SWITCH

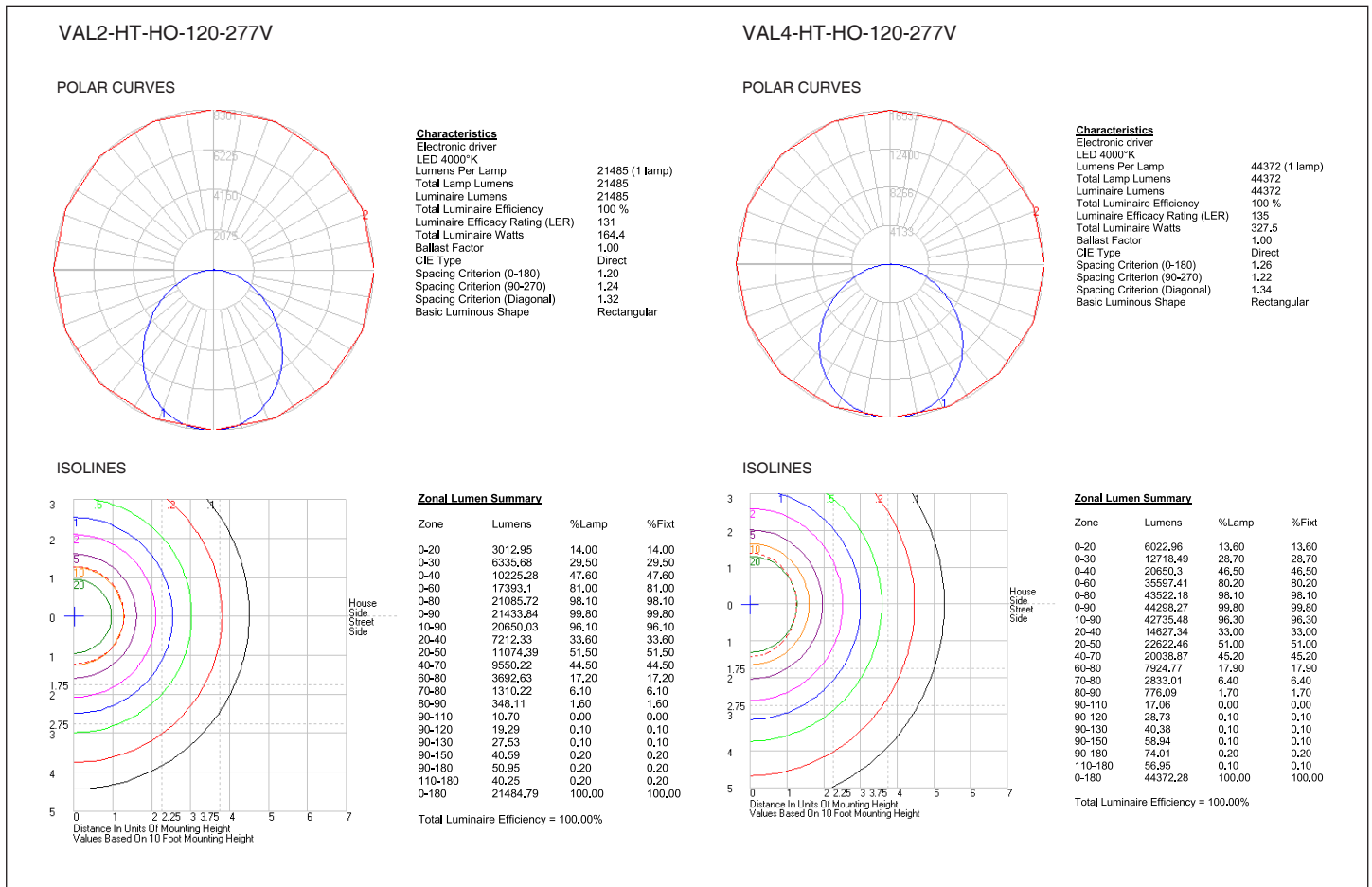
MOUNTING OPTIONS



DIMENSIONS



**DISTRIBUTION**



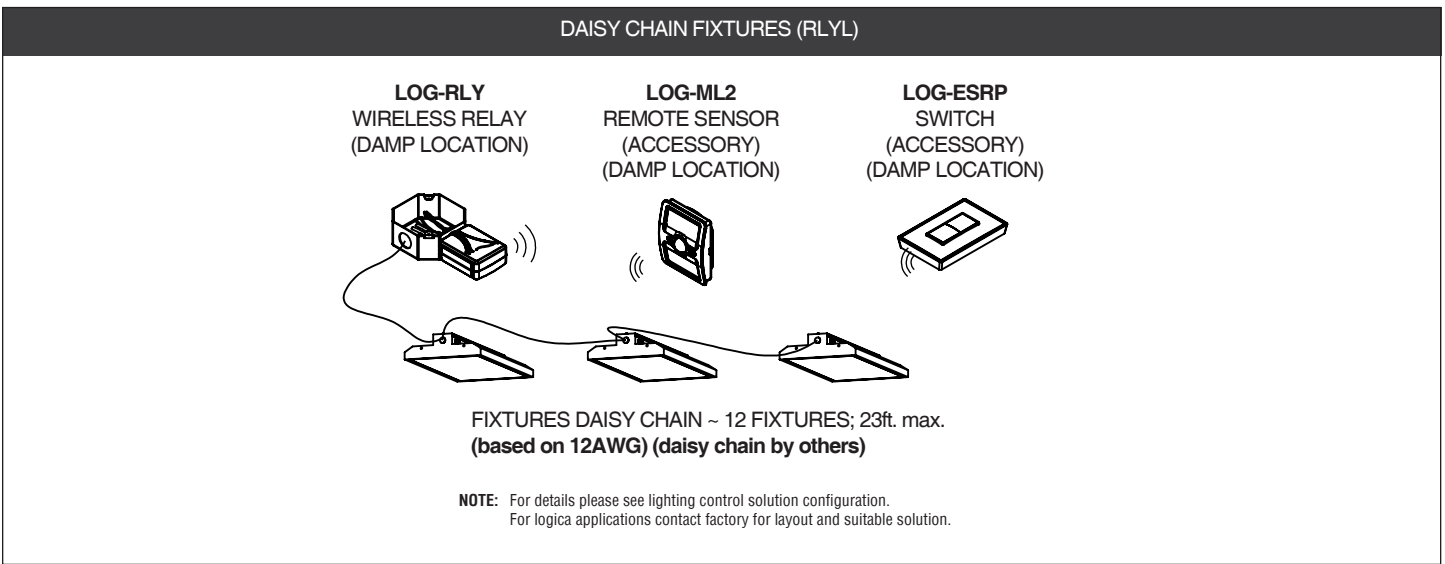
**ENERGY CHART**

MODEL	EFFICACY (Lumens/Watts)	CONSUMPTION WATTAGE (W)	LUMEN OUTPUT (LM)	CRI	L70 (hrs.)
VAL2-LO-WT30-120-277V	125	100	12534	>80	>36,000
VAL2-LO-WT40-120-277V	130	100	13027	>80	>36,000
VAL2-LO-WT50-120-277V	134	100	13418	>80	>36,000
VAL2-HO-WT30-120-277V	127	165	20840	>80	>36,000
VAL2-HO-WT40-120-277V	131	165	21485	>80	>36,000
VAL2-HO-WT50-120-277V	135	165	22130	>80	>36,000
VAL4-HO-WT30-120-277V	131	325	43041	>80	>36,000
VAL4-HO-WT40-120-277V	135	325	44372	>80	>36,000
VAL4-HO-WT50-120-277V	140	325	45703	>80	>36,000

**ELECTRICAL RATING**

PRODUCT	NOMINAL POWER (W)	AC CURRENT (A)		FREQUENCY (HZ)
		AC VOLTAGE 120V	AC VOLTAGE 277V	
VAL2-HT-LO-120-277V	110	1.00	0.41	50/60
VAL2-HT-HO-120-277V	165	1.60	0.61	50/60
VAL4-HT-LO-120-277V	225	1.90	0.83	50/60
VAL4HT-HO-120-277V	325	2.72	1.20	50/60

**LOGICA (WIRELESS & POWERLESS LIGHTING CONTROL SOLUTIONS)**



■ **WARRANTY:** 5 year warranty, see website for full warranty details.

# VALORE

DAMP | 15,529 - 46,361 LUMENS | HIGH BAY | LINEAR 2FT & 4FT



## LINEAR LED HIGH BAY

- The **VALORE** is DesignLights Consortium® qualified for indoor High-Bay Luminaires for Commercial and Industrial Buildings.
- The **VALORE** is a linear LED high bay and is the ideal replacement for 4, 6 and 8 lamp luminaires.
- **VALORE** is available in 2ft and 4ft versions with lumen packages ranging from 15,529 to 46,361.
- **MOUNTING:** V-clips for dual point chain or cable hanging (standard).
- **OPERATING TEMP:** Ambient operating temp is -20°C to 40°C (-4°F to 104°F).



**APPLICATION:** The **VALORE** is the ideal linear LED high bay for budget conscious installations or replacement of fluorescent linear high bays in warehouses, aisle lighting for retail big box stores, logistic centers and open ceiling environments.

### CONFIGURATIONS

MODEL	LUMENS <sup>1</sup>	CCT	INPUT	MOUNTING
V2 (2FT)	LO (15,529)	WT35 (3500K)	120-277V	AC_2 (aviation cable)
	HO (22,247)	WT40 (4000K)		CH_3 (chain hang kit)
V4 (4FT)	LO (30,315)	WT50 (5000K)		PK_4 (pendant kit)
	HO (44,959)			

NOTE 1: See energy chart for details.

NOTE 2: AC option available contact factory.

NOTE 3: 39" chain comes standard with unit. Custom length available contact factory.

NOTE 4: PK option available contact factory

NOTE: Please see next page for accessories.

#### HOUSING:

Durable steel construction with corrosion resistant white powder coat (RAL 9010) finish.

#### ELECTRICAL:

AC Input: 120-277V, 50-60HZ

#### DIMMING:

0 - 10V dimming is standard (compatible with most dimming systems, contact factory for more information).

#### DIFFUSER:

Polycarbonate frosted lens eliminates glare and provides even light distribution.

#### OPERATING TEMP:

The ambient operating temperature is -20°C to 40°C (-4°F to 104°F).

#### MOUNTING:

Unit comes standard with V-clips for dual point CH (chain) mount. Chain mount is standard (39" chain included). Custom chain length available contact factory. AC (aviation cable) optional. PK (pendant kit) mount is also available.

#### PERFORMANCE:

The performance listed below is based off the 3500K CCT. Please see the energy chart for more info.

V2-LO = 15,529 lm / 110W

V2-HO = 22,247 lm / 165W

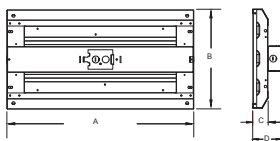
V4-LO = 30,315 lm / 225W

V4-HO = 44,959 lm / 325W

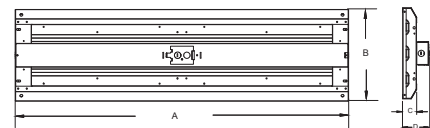
**WEIGHT:** Contact factory.

#### WARRANTY:

5 year warranty, see website for full warranty details.



MODEL	A	B	C	D
V2-LO	23.81" (605 MM)	13.77" (320 MM)	2" (50 MM)	3.77" (95.9 MM)
V2-HO	23.81" (605 MM)	17.32" (440 MM)	2" (50 MM)	3.77" (95.9 MM)

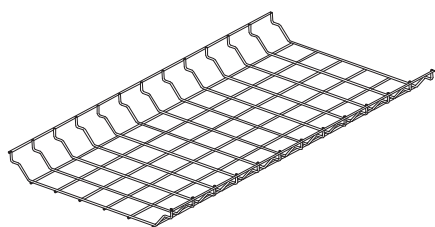


MODEL	A	B	C	D
V4-LO	45.86" (1165 MM)	13.77" (320 MM)	2" (50 MM)	3.77" (95.9 MM)
V4-HO	45.86" (1165 MM)	17.32" (440 MM)	2" (50 MM)	3.77" (95.9 MM)

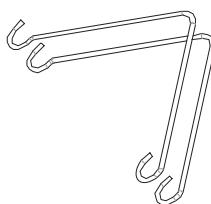
**VALORE ACCESSORIES**

ACCESSORIES	DESCRIPTION
WG-2L	wireguard for V2-LO
WG-2H	wireguard for V2-HO
WG-4L	wireguard for V4-LO
WG-4H	wireguard for V4-HO


**WIRE GUARD**



**V-CLIPS**



**PENDANT**



**ENERGY CHART**

MODEL	EFFICACY (LUMENS/WATT)	CONSUMPTION WATTAGE	LUMEN OUTPUT	CRI	L70
V2-LO-WT35-120-277V	141	109	15529	84	50,000+
V2-LO-WT40-120-277V	143	110	15792	84	50,000+
V2-LO-WT50-120-277V	149	110	16406	84	50,000+
V2-HO-WT35-120-277V	132	167	22247	83	50,000+
V2-HO-WT40-120-277V	135	168	22616	85	50,000+
V2-HO-WT50-120-277V	135	167	22624	85	50,000+
V4-LO-WT35-120-277V	134	226	30315	83	50,000+
V4-LO-WT40-120-277V	135	228	30809	85	50,000+
V4-LO-WT50-120-277V	136	228	31288	85	50,000+
V4-HO-WT35-120-277V	140	323	44959	83	50,000+
V4-HO-WT40-120-277V	143	323	45851	85	50,000+
V4-HO-WT50-120-277V	143	323	46361	85	50,000+