

FSHB



NSF HIGHBAY

- The **FSHB** is an **NSF Certified** highbay with a smooth housing that prevents the accumulation of substances such as food debris and dust
- The FSHB is IP66 and IP69K rated, built to withstand the rigors of food processing and high pressure washing with a high 150 LPW efficacy
- **HOUSING:** Streamlined white housing allows for easy cleaning and prevents the build-up of any liquid or particles; An internal heat sink optimizes thermal transfer and maximizes the life of the LEDs
- **ELECTRICAL:** 0-10V Dim-to-off driver, 100-277VAC, 50/60 HZ (consult factory for 277-480VAC); 5 ft power cord and 1 ft dimming leads provided for ease of installation
- **LUMENS:** 150W @ 23K lm; 200W @ 30K lm
- **OPERATING TEMP:** -40 to 113°F (-40 to 45°C)
- **WEIGHT:** 150W: 15.2 lb (6.9 kg)
200W: 17.2 lb (7.8 kg)



- **APPLICATION:** The **FSHB** is ideal for food processing and food-safe environments. Applications include poultry processing, food and beverage processing, commercial kitchens and manufacturing facilities.

ORDERING INFORMATION

MODEL	OPERATION	OUTPUT	CCT	COLOR	OPTIONS
FSHB	HT (AC only)	15 (150W) 20 (200W)	5K (5000K)	W (white)	EM (emergency battery backup) OS ¹ (occ sensor)

ACCESSORIES ²
FSHBEM25 (emergency battery backup for 150W, 25W, ≈3650 lm)
FSHBEM40 (emergency battery backup for 200W, 40W, ≈5840 lm)
RCH06R (remote for microwave sensor)

Note 1: Microwave sensor factory installed (consult factory for lead time)
Note 2: Additional Beghelli control solutions available, see page 3

TECHNICAL INFORMATION

White Housing
IP66 & IP69K;
Corrosion resistant; Withstands harmful substances & chemicals

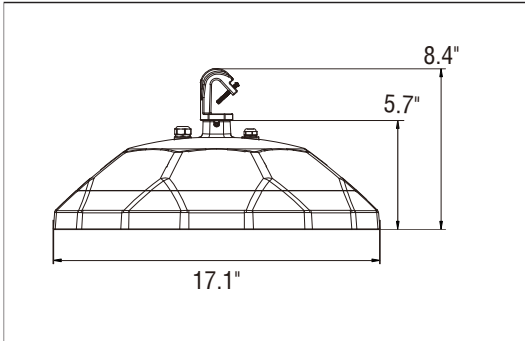
LED Driver
0-10VDC Dimming;
100-277VAC

Efficacy
150 LPW

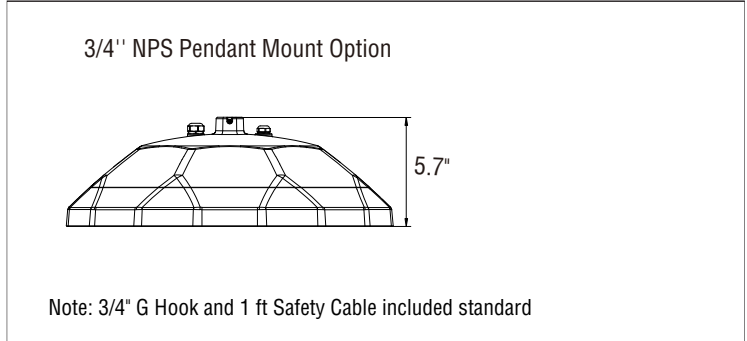
PC Lens
Meets NSF certification

Microwave Sensor Option
Max. sensing light through PC lens: 33 ft

DIMENSIONS

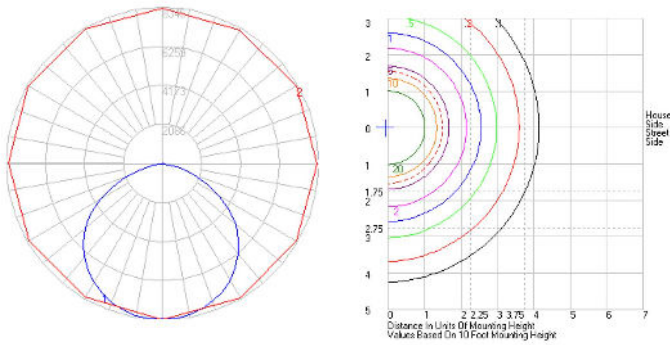


MOUNTING OPTIONS

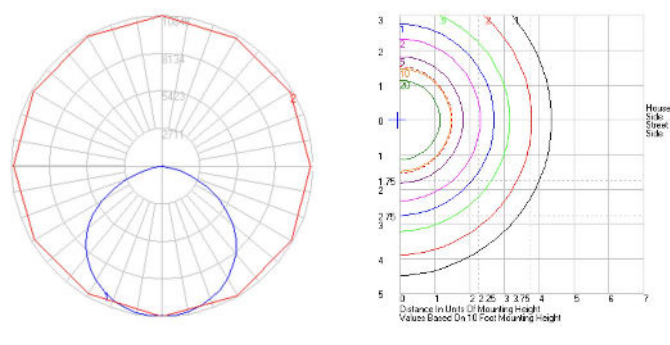


PHOTOMETRICS

FSHBHT155K



FSHBHT205K



Characteristics

Lumens Per Lamp	23457 (1 lamp)
Total Lamp Lumens	23457
Luminaire Lumens	23493
Total Luminaire Efficiency	100 %
Luminaire Efficacy Rating (LER)	156
Total Luminaire Watts	150.623
Ballast Factor	1.00
CIE Type	Direct
Spacing Criterion (0-180)	1.30
Spacing Criterion (90-270)	1.30
Spacing Criterion (Diagonal)	1.42
Basic Luminous Shape	Circular
Luminous Length (0-180)	0.45 m (Diameter)
Luminous Width (90-270)	0.45 m (Diameter)

Characteristics

Lumens Per Lamp	30409 (1 lamp)
Total Lamp Lumens	30409
Luminaire Lumens	30454
Total Luminaire Efficiency	100 %
Luminaire Efficacy Rating (LER)	156
Total Luminaire Watts	195.404
Ballast Factor	1.00
CIE Type	Direct
Spacing Criterion (0-180)	1.30
Spacing Criterion (90-270)	1.30
Spacing Criterion (Diagonal)	1.42
Basic Luminous Shape	Circular
Luminous Length (0-180)	0.45 m (Diameter)
Luminous Width (90-270)	0.45 m (Diameter)

Zonal Lumen Summary

Zone	Lumens	%Lamp	%Fixt
0-20	3053.1	13.00	13.00
0-30	6531.85	27.80	27.80
0-40	10791.44	46.00	45.90
0-60	19279.06	82.20	82.10
0-80	23253.43	99.10	99.00
0-90	23398.66	99.80	99.60
10-90	22612.22	96.40	96.30
20-40	7738.34	33.00	32.90
20-60	12219.29	52.10	52.00
40-70	11269.74	48.00	48.00
60-80	3974.37	16.90	16.90
70-80	1192.24	5.10	5.10
80-90	145.22	0.60	0.60
90-110	13.76	0.10	0.10
90-120	25.26	0.10	0.10
90-130	39.15	0.20	0.20
90-150	69.90	0.30	0.30
90-180	94.54	0.40	0.40
110-180	80.78	0.30	0.30
0-180	23493.19	100.20	100.00

Total Luminaire Efficiency = 100.20%

Zonal Lumen Summary

Zone	Lumens	%Lamp	%Fixt
0-20	3954.42	13.00	13.00
0-30	8463.12	27.80	27.80
0-40	13992.68	46.00	45.90
0-60	24997.86	82.20	82.10
0-80	30143.02	99.10	99.00
0-90	30328.3	99.70	99.60
10-90	29308.75	96.40	96.20
20-40	10038.26	33.00	33.00
20-60	15854.47	52.10	52.10
40-70	14612.09	48.10	48.00
60-80	5145.16	16.90	16.90
70-80	1638.25	5.10	5.10
80-90	185.28	0.60	0.60
90-110	18.73	0.10	0.10
90-120	34.12	0.10	0.10
90-130	52.57	0.20	0.20
90-150	93.15	0.30	0.30
90-180	125.53	0.40	0.40
110-180	106.80	0.40	0.40
0-180	30453.83	100.10	100.00

Total Luminaire Efficiency = 100.10%

FSHB

ADDITIONAL INFORMATION

ELECTRICAL RATING

DIMMER COMPATIBILITY


PRODUCT	NOMINAL POWER (W)	AC CURRENT (A)		FREQUENCY (HZ)	DC VOLTAGE (V) NOM	DC CURRENT (MA) NOM
		120V	277V			
FSHB HT 15 5K W	150	1.39	0.60	50/60	227	660
FSHB HT 20 5K W	200	1.85	0.80	50/60	232.5	860

DIMMER	COMPATABILITY	
	ON / OFF	DIMMING
0-10V dimmers	YES	YES


ENERGY CHART

MODEL	EFFICACY	CONSUMPTION WATTAGE	LUMEN OUTPUT	CRI	L70 (hrs.)
FSHB HT 15 5K W	150 LPW	150	23457	>80	>60,000
FSHB HT 20 5K W	150 LPW	200	30409	>80	>60,000


ACCESSORIES



FSHBEM25
25W Emergency Battery Backup for 150W Model (≈ 3650 lm)



FSHBEM40
40W Emergency Battery Backup for 200W Model (≈ 5840 lm)




RCH06R
Hand held remote control for motion sensor

ADDITIONAL BEGHELLI LIGHTING CONTROL SOLUTIONS


DAISY CHAIN FIXTURES (RELAY)

RLY*
Wireless Relay
(Damp Location)




Max range: 100ft

EMDCB*
Remote Sensor
(Damp Location)



SW1*
Single Switch
(Damp Location)



* Magnum control options also available (RLYM1 relay, MLM1 sensor, SW1M1 switch and NODM1)

■ **WARRANTY:** 5 year warranty, see website for full warranty details