

Type: _____

Project: _____

ACCIAIO® 920



TITLE 20

TITLE 24



BX920LED

- **ACCIAIO® BX920LED** is an industrial grade lighting solution that features easily upgradeable technology, convenient installation and a robust design that is ideal for most commercial and light industrial applications
- **HOUSING:** 24 gauge steel construction with die-cast aluminum endcaps. Finished with zinc enriched polyester white powder coat
- **DIFFUSER:** Impact resistant 4mm frosted polycarbonate diffuser with pressed silicone gasket is integrated into the housing for optimal ingress protection
- **LUMENS:**
 - LO: 6900 to 7300 lm
 - HO: 11000 to 11700 lm
- **OPERATING TEMP:**
 - HT (AC Only) -40°C to 40°C (-40°F to 104°F)
 - SA (AC & EM) 0°C to 35°C (32°F to 95°F)
- **WEIGHT:** 17 LBS / 7.7 KG



- **APPLICATION:** The **ACCIAIO® BX920LED** is a versatile luminaire ideal for a wide range of applications including: warehouses, parking decks, breezeways, canopies, service corridors, loading docks, farms, car washes and pool areas
- **INTERNAL:** 0-10V dimming driver (1% - 100%), 120-277V or 347-480V input. Dual mid-power white LED, >80CRI. All components mounted to a 22 gauge steel reflector with white powder coat finish. Optional integrated emergency pack provides 1463 lumens during power failure.

ORDERING INFORMATION

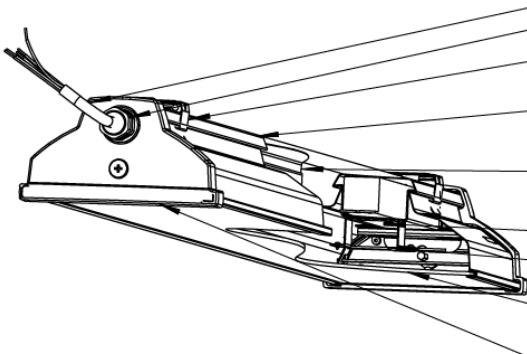
MODEL	LENGTH	OPERATION	OUTPUT	COLOR TEMP	INPUT	LENS	MOUNTING	FINISH ³
BX920LED	4 (ft)	HT (AC only)	LO	WT30 (3000K)	120-277V	PC (polycarbonate)	blank (surface mount std)	WHT (white)
		SA ¹ (AC & EM)	HO	WT40 (4000K)	347-480V		CRM ²	OPTIONS
				WT50 (5000K)			(continuous row mount)	
						RM ² (row mount)	BAA (made in America)	

CONTROLS & ACCESSORIES		
2ACx ⁷ (adjustable aviation cable, x=length: 50=50", 72=72")	HHRFSIR ⁹ (remote for FSP221)	SBXS (seismic bracket)
2CH48 ⁷ (48" chain hang kit, field cuttable)	MLM1 ⁵ (wireless motion and lux sensor)	SW1 ⁵ (single BT rocker wall switch)
2PKxW ^{7,8} (double pendant kit, white, x=length)	PM (aimable pivot mount)	TM22BX ⁷ (22" trunnion mount)
EMDCB ⁵ (BT wireless motion & lux sensor)	RLY ⁵ (wireless relay)	

NOTE 1: Emergency pack T20, 120-277V, 10W, 1463 lm
 NOTE 2: Maximum run distance 100 ft, only for chain and aircraft cable
 NOTE 3: Consult factory for gray finish (limited inventory available)
 NOTE 4: Field Installation Emergency Pack T20, 120-277V, 10W, 1305 lm
 NOTE 5: Beggelli offers wireless & powerless control solutions, contact factory for more details

NOTE 6: OS is std Beggelli sensor (Magnum OSM1, CRMB9, OSFSP221, SBOR & other sensors also available)
 NOTE 7: Consult factory for non-standard lengths
 NOTE 8: Standard pendant lengths "x" = 12 (12"), 24 (24") and 48 (48")
 NOTE 9: OSFSP221 requires HHRFSIR handheld remote accessory

TECHNICAL INFORMATION



72" BLACK, 18AWG, 600V, 5-CONDUCTOR CORD

M20 LIQUID-TIGHT CORD GRIP

STAINLESS STEEL SURFACE MOUNTING CLIP (OTHER MOUNTING OPTIONS ARE AVAILABLE)

24 GA. STEEL HOUSING WITH WHITE POWDER COATED FINISH

ELECTRONIC PROGRAMMABLE 0-10V DIMMING DRIVER FOR 120-277V (1%-100%) OR 347-480V (1%-100%) OPERATION

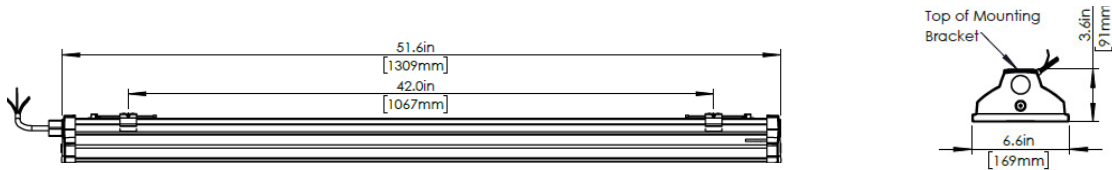
22 GA. STEEL REFLECTOR IN WHITE POWDER COATED FINISH

(2) MID-POWER WHITE LED PCB

4mm FROSTED POLYCARBONATE LENS; SEALED WITH SILICONE GASKET

DIE CAST ALUMINUM END CAP WITH SILICONE GASKET AND SECURED SCREW WITH WHITE POWDER COATED FINISH

DIMENSIONS



MOUNTING OPTIONS

SURFACE MOUNTING
 (standard)
 (hardware by others)

Aviation Cable Kit
(2AC50, 2AC72)

Pivot Mount
(PB)

Chain Hang Kit
(2CH48)

Continuous Row Mount
(CRM)

(Max. run distance 100ft)
(Only for chain & aircraft cable)

Pendant Kit
(2PK12W, 2PK24W, 2PK48W)

Row Mount
(RM)

Varies

(Max. run distance 100ft)
(Only for chain & aircraft cable)

Seismic Bracket
(SBXS)

Trunnion Mount
22" standard offering
(TM22BX)

PHOTOMETRICS

BX920LED 4HT LO WT40 120-277V

POLAR CURVES

Characteristics			
Electronic driver	LED 4000°K		
Lumens Per Lamp		N.A. (absolute)	
Total Lamp Lumen		N.A. (absolute)	
Luminaire Lumen		7317	
Total Luminaire Efficiency		N.A.	
Luminaire Efficacy Rating (LER)		146	
Total Luminaire Watts		50	
Ballast Factor		1.00	
CIE Type		Direct	

ISOLINES

Zonal Lumen Summary				
Zone	Lumen	%Lamp	%Fixt	
0-20	945.75	N.A.	12.90	
0-30	2033.56	N.A.	27.80	
0-40	3365.05	N.A.	46.00	
0-60	5974.6	N.A.	81.70	
0-80	7246.79	N.A.	99.00	
0-90	7316.65	N.A.	100.00	
10-90	7074.7	N.A.	96.70	
20-40	2419.3	N.A.	33.10	
20-50	3808.88	N.A.	52.10	
40-70	3471.92	N.A.	47.50	
60-80	1222.19	N.A.	17.40	
70-80	409.92	N.A.	5.60	
80-90	89.88	N.A.	1.00	
90-110	0.09	N.A.	0.00	
90-120	0.06	N.A.	0.00	
90-130	0.06	N.A.	0.00	
90-150	0.07	N.A.	0.00	
90-180	0.07	N.A.	0.00	
110-180	0.01	N.A.	0.00	
0-180	7316.73	N.A.	100.00	

Total Luminaire Efficiency = N.A. %

BX920LED 4HT HO WT40 120-277V

POLAR CURVES

Characteristics			
Electronic driver	LED 4000°K		
Lumens Per Lamp		N.A. (absolute)	
Total Lamp Lumen		N.A. (absolute)	
Luminaire Lumen		11704	
Total Luminaire Efficiency		N.A.	
Luminaire Efficacy Rating (LER)		146	
Total Luminaire Watts		80	
Ballast Factor		1.00	
CIE Type		Direct	

ISOLINES

Zonal Lumen Summary				
Zone	Lumen	%Lamp	%Fixt	
0-20	1515.63	N.A.	13.00	
0-30	3236.13	N.A.	27.80	
0-40	5387.14	N.A.	46.00	
0-60	9558.68	N.A.	81.70	
0-80	11559.66	N.A.	99.00	
0-90	11703.96	N.A.	100.00	
10-90	11316.17	N.A.	96.70	
20-40	3871.51	N.A.	33.10	
20-50	6094.95	N.A.	52.10	
40-70	5540.01	N.A.	47.40	
60-80	2032.98	N.A.	17.40	
70-80	855.52	N.A.	5.60	
80-90	111.90	N.A.	1.00	
90-110	0.09	N.A.	0.00	
90-120	0.09	N.A.	0.00	
90-130	0.09	N.A.	0.00	
90-150	0.10	N.A.	0.00	
90-180	0.10	N.A.	0.00	
110-180	0.02	N.A.	0.00	
0-180	11703.67	N.A.	100.00	

Total Luminaire Efficiency = N.A. %

ACCIAIO® BX920LED

ADDITIONAL INFORMATION

ENERGY CHART

MODEL	LENGTH	EFFICACY	CONSUMPTION WATTAGE	LUMEN OUTPUT	CRI	L70 (HRS)
BX920LED 4HT LO WT40 120-277V	4 ft	138 LPW	50	6912-7317	>80	>100,000
BX920LED 4HT HO WT40 120-277V	4 ft	146 LPW	80	11065-11704	>80	>100,000

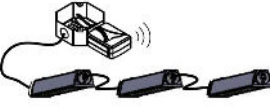







ELECTRICAL RATING

PRODUCT	NOMINAL POWER (W)	AC CURRENT (A) AC VOLTAGE				FREQUENCY (HZ)	DC VOLTAGE (V)	DC CURRENT (MA)
		120V	277V	347V	480V			
BX920LED 4HT LO	50	0.43	0.18	0.15	0.11	50/60	46	1000
BX920LED 4HT HO	80	0.68	0.29	0.24	0.17	50/60	46	1600

DIMMER COMPATIBILITY

DIMMER	COMPATABILITY	
	ON/OFF	DIMMING
LEVITON - AWRMG-7DW	YES	YES
LUTRON - IP710-DL	YES	YES
LUTRON - DVTV	YES	YES
WATT STOPPER - DCLV1	YES	YES

BEGHELLI LIGHTING CONTROL SOLUTIONS

DAISY CHAIN FIXTURES (RELAY)			EXTERNAL NODE & SENSOR (OS)	
<p>RLY* Wireless Relay (Damp Location)</p>  <p>Max range: 100 ft Max fixtures: 21</p>	<p>EMDCB* Remote Sensor (Damp Location)</p> 	<p>SW1* Single Switch (Damp Location)</p> 	<p>OS (Beghelli Standard) (Wet Location)</p>  <p>(EXTERNAL KNOCKOUT)</p>	<p>SW1* Single Switch (Damp Location)</p>  <p>External occ sensor options: OSM1* sensor, MLM1 sensor, etc.)</p>
INTEGRATED NODE (NOD)				
<p>NOD* Node</p> 	<p>EMDCB* Remote Sensor (Damp Location)</p> 	<p>SW1* Single Switch (Damp Location)</p> 	<p>*Magnum control options are also available (NODM1 node, OSM1 sensor, MLM1, RLYM1 relay, SW1M1 switch)</p> <p>**Beghelli offers standard wired and wireless control solutions. Beghelli fixtures are compatible with most control solutions available in the market, consult factory for more details.</p>	

■ **WARRANTY:** 5 years, see website for full warranty details.