

# ILLUMINA®



## BS101LED

- The **ILLUMINA® BS101LED** is corrosion, flame and vandal resistant.
- **HOUSING:** 100% UV stabilized polycarbonate, liquid silicone perimeter gasket with memory retention.
- **DIFFUSER:** The frosted UV stabilized polycarbonate diffuser eliminates glare and provides even light distribution.
- **LUMENS:** LO: 40W @ 5786 - 6909 lm | HO: 60W @ 8679 - 10,351 lm
- **OPERATING TEMP:** HT (AC only) -40°F to 104°F (-40°C to 40°C)  
SA (AC & Emergency) 32°F to 104°F (0°C to 40°C)
- **POWER FACTOR:** > 0.95
- **TOTAL HARMONIC DISTORTION (THD):** < 20%
- **WEIGHT:** 10 lbs. / 4.54 kg.



**APPLICATION:** The **ILLUMINA® BS101LED** provides ideal illumination for canopies, warehouses, schools, breezeways and service corridors.

### ORDERING INFORMATION

Example: BS101LED4 HT HO WT40 120-277V FSP221

MODEL	LENGTH	OPERATION	OUTPUT	COLOR TEMP	INPUT	MOUNTING	OPTIONS	
BS101LED	4 (ft)	HT (AC only)	LO	WT30 (3000K)	120-277V	blank	D (dali driver)	NOD <sup>5</sup> (integrated mode)
		SA <sup>1</sup> (AC & EM)	HO	WT35 (3500K)	347-480V	(surface mount standard)	FA <sup>3</sup> (fully assembled)	SP (surge protection - 10KA)
				WT40 (4000K)		JM <sup>2</sup> (j-box mount)	FP (fuse protection - 3A)	SS (stainless steel clips)
				WT50 (5000K)			OS <sup>4,5</sup> (external occ sensor)	TPS (tamper proof screws)

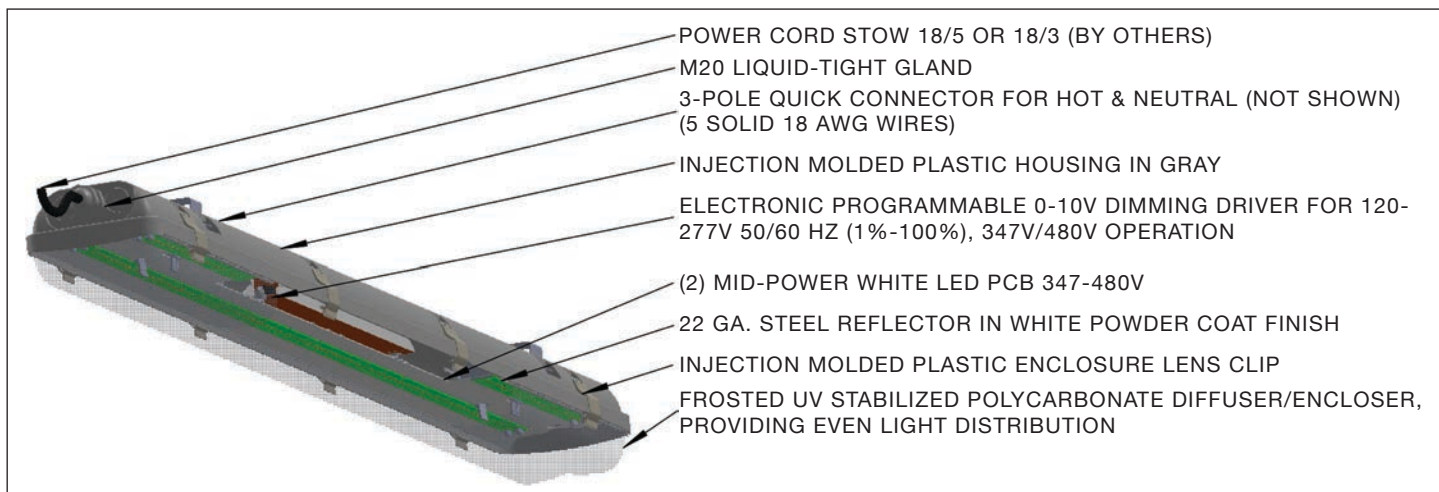
#### CONTROLS & ACCESSORIES

1PKxWBS14 <sup>6,7</sup> (single pendant kit, white, x=length)	2SPKxW <sup>6,7</sup> (swivel double stem pendant kit)	QMBWBS14 <sup>9</sup> (quick mount bracket)
1SPKxWBS14 <sup>6,7</sup> (swivel single pendant kit, white, x=length)	EMDCB <sup>5</sup> (BT wireless motion and lux sensor)	RLY <sup>5</sup> (Beggelli lighting control module relay)
2ACx <sup>7</sup> (aircraft cable, x=length)	HHRFSIR <sup>8</sup> (handheld remote for FSP221)	SW1 <sup>5</sup> (single BT rocker wall switch)
2CH48 <sup>7</sup> (48" chain hang kit, field cuttable)	MLM1 <sup>8</sup> (wireless motion and lux sensor)	TM22BS14 <sup>7</sup> (22" trunion mount bracket)
2PKxW <sup>6,7</sup> (double stem pendant mount kit, white)	PM (pivot mount)	

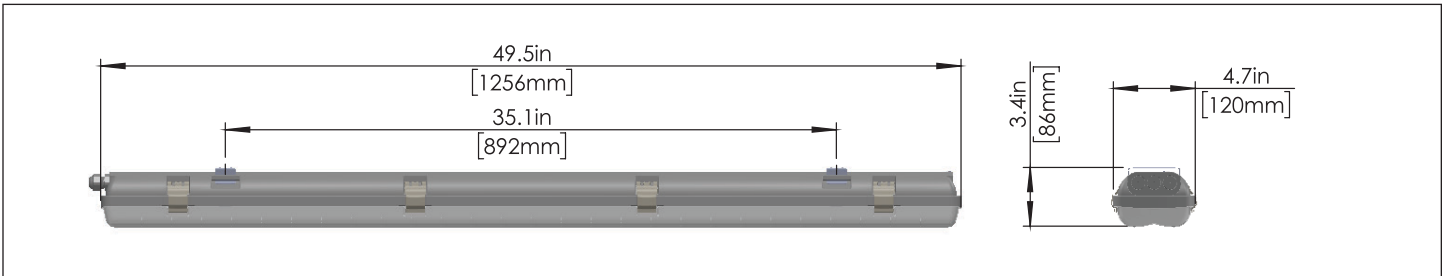
NOTE 1: Emergency pack 120-277V; 10W/ 1663 lm. CEC - Listed Title 20.  
 NOTE 2: The unit is no longer wet location, but damp location  
 NOTE 3: Includes latches, grommets, etc. installed at the factory for quick installation  
 NOTE 4: OS is std Beggelli sensor (Magnum OSM1, CRMB9, OSFSP221, SBOR and other sensors also available)

NOTE 5: Beggelli offers wireless and powerless control solutions, contact factory for more details  
 NOTE 6: Standard pendant lengths "x" = 12 (12"), 24 (24"), and 48 (48")  
 NOTE 7: Consult factory for non-standard lengths  
 NOTE 8: Handheld remote to adjust FSP221 occ sensor  
 NOTE 9: Quick Mount bracket requires JM mount; FA option recommended for maximum labor savings

### TECHNICAL INFORMATION



## DIMENSIONS



## MOUNTING OPTIONS

<b>Surface Mount (standard)</b> 	<b>Aviation Cable Kit (2AC50, 2AC72)</b> 	<b>Chain Hang Kit (2CH48)</b> 	<b>Double Pendant Kit (2PK12W, 2PK24W, 2PK48W)</b> 	<b>J-Box &amp; Quick Mount Bracket Mount (JQM)</b> 	
<b>Pivot Mount Kit PM</b> 	<b>Single Pendant Kit (1PKxWBS04 x=12", 24", 48")</b> 	<b>Swivel Double Pendant Kit (2SPK12W, 2SPK24W, 2SPK48W)</b> 	<b>Swivel Single Pendant Kit (1SPKxWBS04, x=12", 24", 48")</b> 	<b>Trunnion Mount Kit (TM22BS04)</b> 	

**NOTE:** When wall mounted, DAMP LOCATION LISTED

## PHOTOMETRICS

<b>BS101LED4HTLOWT40120-277V</b> <b>POLAR CURVES</b>  <b>ISOLINES</b> 	<b>Characteristics</b> Electronic driver LED 4000°K Lumens Per Lamp Total Lamp Lumens Luminaire Lumens Total Luminaire Efficiency Luminaire Efficacy Rating (LER) Total Luminaire Watts Ballast Factor CIE Type	N.A. (absolute) N.A. (absolute) 6536 N.A. 163 40 1.00 Direct	<b>BS101LED4HTHOWT40120-277V</b> <b>POLAR CURVES</b>  <b>ISOLINES</b> 	<b>Characteristics</b> Electronic driver LED 4000°K Lumens Per Lamp Total Lamp Lumens Luminaire Lumens Total Luminaire Efficiency Luminaire Efficacy Rating (LER) Total Luminaire Watts Ballast Factor CIE Type	N.A. (absolute) N.A. (absolute) 9782 N.A. 163 80 1.00 Direct																																																																																																																																																																				
<b>Zonal Lumen Summary</b> <table border="1"> <thead> <tr> <th>Zone</th> <th>Lumens</th> <th>%Lamp</th> <th>%Fixt</th> </tr> </thead> <tbody> <tr><td>0-20</td><td>824.88</td><td>N.A.</td><td>12.60</td></tr> <tr><td>0-30</td><td>1750.24</td><td>N.A.</td><td>26.80</td></tr> <tr><td>0-40</td><td>2856.94</td><td>N.A.</td><td>43.70</td></tr> <tr><td>0-60</td><td>4944.93</td><td>N.A.</td><td>75.70</td></tr> <tr><td>0-80</td><td>6165.99</td><td>N.A.</td><td>94.30</td></tr> <tr><td>0-90</td><td>6373.82</td><td>N.A.</td><td>97.50</td></tr> <tr><td>10-90</td><td>6159.65</td><td>N.A.</td><td>94.20</td></tr> <tr><td>20-40</td><td>2032.06</td><td>N.A.</td><td>31.10</td></tr> <tr><td>20-50</td><td>3146.71</td><td>N.A.</td><td>48.10</td></tr> <tr><td>40-70</td><td>2840.74</td><td>N.A.</td><td>43.50</td></tr> <tr><td>60-80</td><td>1221.05</td><td>N.A.</td><td>18.70</td></tr> <tr><td>70-80</td><td>468.31</td><td>N.A.</td><td>7.20</td></tr> <tr><td>80-90</td><td>207.84</td><td>N.A.</td><td>3.20</td></tr> <tr><td>90-110</td><td>118.94</td><td>N.A.</td><td>1.80</td></tr> <tr><td>90-120</td><td>144.13</td><td>N.A.</td><td>2.20</td></tr> <tr><td>90-130</td><td>156.86</td><td>N.A.</td><td>2.40</td></tr> <tr><td>90-150</td><td>162.02</td><td>N.A.</td><td>2.50</td></tr> <tr><td>90-180</td><td>162.04</td><td>N.A.</td><td>2.50</td></tr> <tr><td>110-180</td><td>43.10</td><td>N.A.</td><td>0.70</td></tr> <tr><td>0-180</td><td>6535.86</td><td>N.A.</td><td>100.00</td></tr> </tbody> </table> Total Luminaire Efficiency = N.A.%	Zone	Lumens	%Lamp	%Fixt	0-20	824.88	N.A.	12.60	0-30	1750.24	N.A.	26.80	0-40	2856.94	N.A.	43.70	0-60	4944.93	N.A.	75.70	0-80	6165.99	N.A.	94.30	0-90	6373.82	N.A.	97.50	10-90	6159.65	N.A.	94.20	20-40	2032.06	N.A.	31.10	20-50	3146.71	N.A.	48.10	40-70	2840.74	N.A.	43.50	60-80	1221.05	N.A.	18.70	70-80	468.31	N.A.	7.20	80-90	207.84	N.A.	3.20	90-110	118.94	N.A.	1.80	90-120	144.13	N.A.	2.20	90-130	156.86	N.A.	2.40	90-150	162.02	N.A.	2.50	90-180	162.04	N.A.	2.50	110-180	43.10	N.A.	0.70	0-180	6535.86	N.A.	100.00	<b>Zonal Lumen Summary</b> <table border="1"> <thead> <tr> <th>Zone</th> <th>Lumens</th> <th>%Lamp</th> <th>%Fixt</th> </tr> </thead> <tbody> <tr><td>0-20</td><td>1234.41</td><td>N.A.</td><td>12.60</td></tr> <tr><td>0-30</td><td>2617.81</td><td>N.A.</td><td>26.80</td></tr> <tr><td>0-40</td><td>4271.75</td><td>N.A.</td><td>43.70</td></tr> <tr><td>0-60</td><td>7398.68</td><td>N.A.</td><td>75.60</td></tr> <tr><td>0-80</td><td>9228.41</td><td>N.A.</td><td>94.30</td></tr> <tr><td>0-90</td><td>9540.09</td><td>N.A.</td><td>97.50</td></tr> <tr><td>10-90</td><td>9219.28</td><td>N.A.</td><td>94.20</td></tr> <tr><td>20-40</td><td>3037.34</td><td>N.A.</td><td>31.00</td></tr> <tr><td>20-50</td><td>4704.33</td><td>N.A.</td><td>48.10</td></tr> <tr><td>40-70</td><td>4253.96</td><td>N.A.</td><td>43.50</td></tr> <tr><td>60-80</td><td>1829.73</td><td>N.A.</td><td>18.70</td></tr> <tr><td>70-80</td><td>702.70</td><td>N.A.</td><td>7.20</td></tr> <tr><td>80-90</td><td>311.68</td><td>N.A.</td><td>3.20</td></tr> <tr><td>90-110</td><td>178.64</td><td>N.A.</td><td>1.80</td></tr> <tr><td>90-120</td><td>215.58</td><td>N.A.</td><td>2.20</td></tr> <tr><td>90-130</td><td>234.55</td><td>N.A.</td><td>2.40</td></tr> <tr><td>90-150</td><td>242.35</td><td>N.A.</td><td>2.50</td></tr> <tr><td>90-180</td><td>242.38</td><td>N.A.</td><td>2.50</td></tr> <tr><td>110-180</td><td>63.74</td><td>N.A.</td><td>0.70</td></tr> <tr><td>0-180</td><td>9782.48</td><td>N.A.</td><td>100.00</td></tr> </tbody> </table> Total Luminaire Efficiency = N.A.%	Zone	Lumens	%Lamp	%Fixt	0-20	1234.41	N.A.	12.60	0-30	2617.81	N.A.	26.80	0-40	4271.75	N.A.	43.70	0-60	7398.68	N.A.	75.60	0-80	9228.41	N.A.	94.30	0-90	9540.09	N.A.	97.50	10-90	9219.28	N.A.	94.20	20-40	3037.34	N.A.	31.00	20-50	4704.33	N.A.	48.10	40-70	4253.96	N.A.	43.50	60-80	1829.73	N.A.	18.70	70-80	702.70	N.A.	7.20	80-90	311.68	N.A.	3.20	90-110	178.64	N.A.	1.80	90-120	215.58	N.A.	2.20	90-130	234.55	N.A.	2.40	90-150	242.35	N.A.	2.50	90-180	242.38	N.A.	2.50	110-180	63.74	N.A.	0.70	0-180	9782.48	N.A.	100.00
Zone	Lumens	%Lamp	%Fixt																																																																																																																																																																						
0-20	824.88	N.A.	12.60																																																																																																																																																																						
0-30	1750.24	N.A.	26.80																																																																																																																																																																						
0-40	2856.94	N.A.	43.70																																																																																																																																																																						
0-60	4944.93	N.A.	75.70																																																																																																																																																																						
0-80	6165.99	N.A.	94.30																																																																																																																																																																						
0-90	6373.82	N.A.	97.50																																																																																																																																																																						
10-90	6159.65	N.A.	94.20																																																																																																																																																																						
20-40	2032.06	N.A.	31.10																																																																																																																																																																						
20-50	3146.71	N.A.	48.10																																																																																																																																																																						
40-70	2840.74	N.A.	43.50																																																																																																																																																																						
60-80	1221.05	N.A.	18.70																																																																																																																																																																						
70-80	468.31	N.A.	7.20																																																																																																																																																																						
80-90	207.84	N.A.	3.20																																																																																																																																																																						
90-110	118.94	N.A.	1.80																																																																																																																																																																						
90-120	144.13	N.A.	2.20																																																																																																																																																																						
90-130	156.86	N.A.	2.40																																																																																																																																																																						
90-150	162.02	N.A.	2.50																																																																																																																																																																						
90-180	162.04	N.A.	2.50																																																																																																																																																																						
110-180	43.10	N.A.	0.70																																																																																																																																																																						
0-180	6535.86	N.A.	100.00																																																																																																																																																																						
Zone	Lumens	%Lamp	%Fixt																																																																																																																																																																						
0-20	1234.41	N.A.	12.60																																																																																																																																																																						
0-30	2617.81	N.A.	26.80																																																																																																																																																																						
0-40	4271.75	N.A.	43.70																																																																																																																																																																						
0-60	7398.68	N.A.	75.60																																																																																																																																																																						
0-80	9228.41	N.A.	94.30																																																																																																																																																																						
0-90	9540.09	N.A.	97.50																																																																																																																																																																						
10-90	9219.28	N.A.	94.20																																																																																																																																																																						
20-40	3037.34	N.A.	31.00																																																																																																																																																																						
20-50	4704.33	N.A.	48.10																																																																																																																																																																						
40-70	4253.96	N.A.	43.50																																																																																																																																																																						
60-80	1829.73	N.A.	18.70																																																																																																																																																																						
70-80	702.70	N.A.	7.20																																																																																																																																																																						
80-90	311.68	N.A.	3.20																																																																																																																																																																						
90-110	178.64	N.A.	1.80																																																																																																																																																																						
90-120	215.58	N.A.	2.20																																																																																																																																																																						
90-130	234.55	N.A.	2.40																																																																																																																																																																						
90-150	242.35	N.A.	2.50																																																																																																																																																																						
90-180	242.38	N.A.	2.50																																																																																																																																																																						
110-180	63.74	N.A.	0.70																																																																																																																																																																						
0-180	9782.48	N.A.	100.00																																																																																																																																																																						

# ILLUMINA® BS101LED

ADDITIONAL INFORMATION

## ENERGY CHART

MODEL	LENGTH	EFFICACY	CONSUMPTION WATTAGE	LUMEN OUTPUT	CRI	L70 (HRS) TESTED	L70 (HRS) PROJECTED
BS101LED-4HT-LO-WT30-120-277V	4 ft	145 lm/W	40	5,786	>80	>60,000	>100,000
BS101LED-4HT-LO-WT35-120-277V	4 ft	154 lm/W	40	6,159	>80	>60,000	>100,000
BS101LED-4HT-LO-WT40-120-277V	4 ft	163 lm/W	40	6,536	>80	>60,000	>100,000
BS101LED-4HT-LO-WT50-120-277V	4 ft	173 lm/W	40	6,909	>80	>60,000	>100,000
BS101LED-4HT-HO-WT30-120-277V	4 ft	145 lm/W	60	8,679	>80	>60,000	>100,000
BS101LED-4HT-HO-WT35-120-277V	4 ft	154 lm/W	60	9,233	>80	>60,000	>100,000
BS101LED-4HT-HO-WT40-120-277V	4 ft	163 lm/W	60	9,782	>80	>60,000	>100,000
BS101LED-4HT-HO-WT50-120-277V	4 ft	173 lm/W	60	10,351	>80	>60,000	>100,000

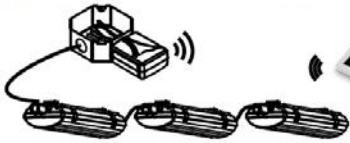


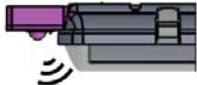




## ELECTRICAL RATING

PRODUCT	NOMINAL POWER (W)	AC CURRENT (A) AC VOLTAGE		FREQUENCY (HZ)	DC VOLTAGE (V)	DC CURRENT (MA)
		120 V	277 V			
BS101LED-HT-LO	40	0.34	0.15	50/60	45	800
BS101LED-HT-HO	60	0.51	0.22	50/60	45	1200

## DIMMER COMPATIBILITY

DIMMER	COMPATABILITY	
	ON/OFF	DIMMING
LEVITON - AWRMG-7	YES	YES
LUTRON - DIVE - DVSTV	YES	YES
LUTRON - DIVE - DVTV	YES	YES
WATT STOPPER - DCLV1	YES	YES

## BEGHELLI LIGHTING CONTROL SOLUTIONS

DAISY CHAIN FIXTURES (RELAY)			EXTERNAL NODE & SENSOR (OS)	
<b>RLY*</b> Wireless Relay (Damp Location)  Max range: 100ft Max fixtures: 20	<b>EMDCB*</b> Remote Sensor (Damp Location) 	<b>SW1*</b> Single Switch (Damp Location) 	<b>OS (Beghelli standard)</b> (Wet Location)  (EXTERNAL)	<b>SW1*</b> Single Switch (Damp Location) 
External occ sensor options: <b>OSM1*, SBOR, CRMB9, OSFSP221, etc.</b>				
INTEGRATED NODE (NOD)				
<b>NOD*</b> Node 	<b>EMDCB*</b> Remote Sensor (Damp Location) 	<b>SW1*</b> Single Switch (Damp Location) 		

\* Magnum control options also available (RLYM1 relay, MLM1 sensor, SW1M1 switch, NODM1 node and OSM1 sensors)

\*\*Beghelli offers standard wired and wireless control solutions. Beghelli fixtures are compatible with most control solutions available in the market, consult factory for more details.

■ **WARRANTY:** 5 year warranty, see website for full warranty details.