

OL2 MULLION MOUNT EDGE-LIT EXIT SIGN



TITLE 20



Job: _____ Type: _____
 Model: _____ Date: _____



internal

AC only and Self-Powered models come standard configured with high output LED technology, 120/277V input Nickel-cadmium batteries provide a minimum 90 minutes of emergency duration. Optional 120 minute duration battery is available. Solid state charger & transfer.

external

The OL2 series housing backbox is constructed from durable 0.035" thick aluminum. It is designed to be mounted on the horizontal aluminum structure of a window. Standard white finish epoxy based powder coat, also available in metal finishes (please specify). External LED monitor light and test switch are standard on self-powered versions.

mullion mount

In a standard mullion mount, the housing is mounted to the surface of the mullion and the face hangs below the housing. For an optional installation, chose the inverted face (IF) option to have the face sit above the housing.

edge-lit design

The OL2 series is an elegantly designed edge-lit exit sign and features a clean and contemporary look. The design brings style and flexibility to your next prestigious exit sign application. The indirect LED illumination evenly lights the acrylic face with crisp, even light. The wide variety of finishes available will ensure that the OL2 can be easily matched to your decor.

electrical

The OL2 is configured with high output, high efficiency LEDs. Standard with 120/277V input, and consume only 2W nominal power.

ordering information

EXAMPLE: OL2 HT LR1 C MM

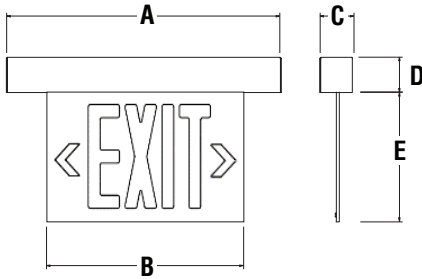
Series	Model	LED	Face No.	Panel Color	Mounting	Options
OL2	HT (AC Only)	LR (red)	1 (single)	C (clear)	MM (Mullion Mount)	120SA (120 minute emergency)
	SA (Self-powered)	LG (green)		M (mirror)		2CK ¹ (dual-circuit)
				W (white)		AT (autotest - for SA model only)
						BA (brushed aluminum)
						CC (custom color)
						IF (inverted face)
						SW (special wording- specify)
						UDC ¹ (universal 6-24UDC)

NOTE 1: For AC only

■ battery

The OL2 is designed with a maintenance free, Ni-Cad battery providing a minimum emergency duration of 90 minutes. An operational 120 minute Ni-Cad battery is available. Recharge time of the battery is forty-eight (48) hours. The operating temperature is from 50°F up to 104°F (10°C up to 40°C)

■ dimensions

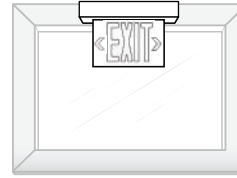


Model	A	B	C	D	E
Mullion Mount	16" (425.5mm)	12 (305mm)	2" (51mm)	2" (51mm)	7.5" (191mm)

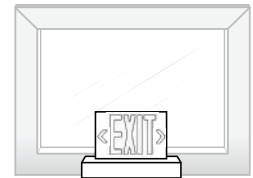
■ **weight:** 3.5 lb

■ installation

The OL2 is suitable for surface mullion mounting, above or below a window. Suitable for indoor installations.



Mullion Mount



Mullion Mount
(Inverted face)

■ autotest

The OL2 has the option for the Beghelli Autotest diagnostic system. This AT monitors the battery, LED's, and provides instant visual verification of the status.

■ warranty

The OL2 comes with a 5-year factory warranty. Deliberate damage, misuse, improper installation effectively cancel the warranty.