

ILLUMINA®

TITLE 20 TITLE 24



BS100LED

- The **ILLUMINA®** BS100LED is corrosion, flame and vandal resistant.
- **HOUSING:** 100% UV stabilized polycarbonate, liquid silicone perimeter gasket with memory retention.
- **DIFFUSER:** Frosted UV stabilized polycarbonate diffuser, for even light distribution and color stabilization.
- **LUMEN:**

2 FT	4 FT
LO: 30W @ 3876 to 4635 lm	VLO: 30W @ 4375 to 5208 lm
MO: 40W @ 5176 to 6172 lm	LO: 40W @ 5555 to 6627 lm
HO*: 50W @ 6464 to 7716 lm	MO: 50W @ 6944 to 8284 lm
* 3000K qualifies for DLC std	HO: 60W @ 8318 to 9946 lm
	VHO: 70W 9714 to 11,589 lm
- **OPERATING TEMP:** HT (AC Only) -40°F to 104°F (-40°C to 40°C)
SA (AC & Emergency) 32°F to 104°F (0°C to 40°C)
- **POWER FACTOR:** Power Factor > 0.95
- **TOTAL HARMONIC DISTORTION (THD):** < 20%
- **WEIGHT:** 2 FT: 5 lbs (2.3 kg) / 4FT: 10 lbs (4.5 kg)



APPLICATION: The **BS100LED** is ideal for various commercial applications including retail, industrial, parking garages, carport, parking structures, warehouses, breezeways, canopies, schools, and much more. It can be installed both indoor and outdoor.

ORDERING INFORMATION

Example: BS100LED4 HT HO WT40 120-277V FSP221

MODEL	LENGTH	OPERATION	OUTPUT	COLOR TEMP	INPUT	MOUNTING	OPTIONS
BS100LED	2 (ft)	HT (AC only)	VLO ¹	WT30 (3000K)	120-277V	blank (surface mount standard)	BLK ⁴ (black housing, 4t only)
	4 ¹ (ft)	SA ² (AC & EM)	LO	WT35 (3500K)	347-480V	JM ³ (j-box mount)	CRD ⁵ (black, 18AWG)
			MO	WT40 (4000K)	D (dali 2)		
			HO	WT50 (5000K)	FA ⁶ (fully assembled)		
			VHO ¹				FP (fuse protection - 3A)
							TPS (tamper proof screws)
							IS ^{7,9} (internal occ sensor)

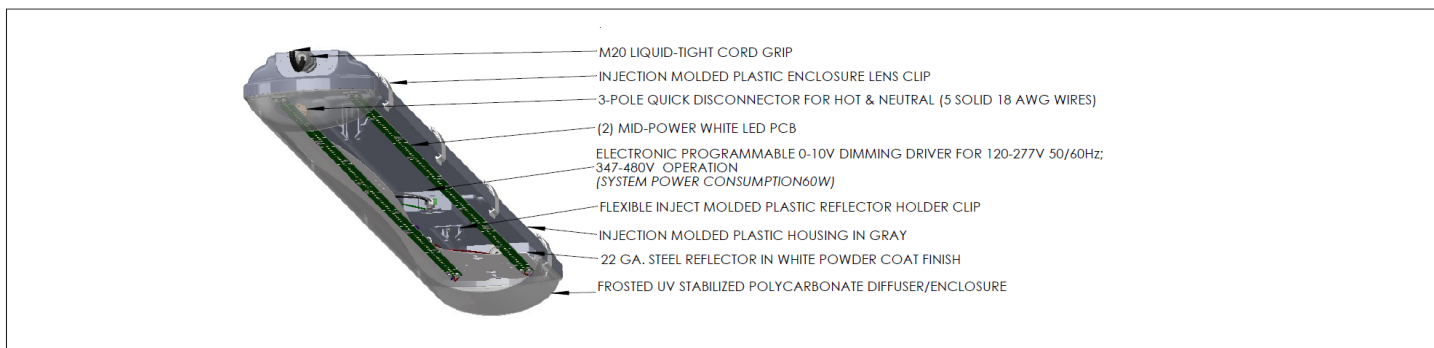
CONTROLS & ACCESSORIES

1PKxWBS02 ^{11,12} (single pendant kit, 2' fixture, white, x=length)	2CH48 ¹² (48" chain hang kit, field cuttable)	QMBWBS04 ¹⁴ (IP66 quick mount bracket, 4' fixture)
1PKxWBS04 ^{11,12} (single pendant kit, 4' fixture, white, x=length)	EMDCB ⁹ (BT wireless motion and lux sensor)	RLY ⁹ (wireless relay)
1SPKxWBS02 ^{11,12} (swivel single pendant kit, 2' fixture, white, x=length)	HHRFSIR ¹⁰ (handheld remote for FSP221)	SW1 ⁹ (single BT wireless switch)
1SPKxWBS04 ^{11,12} (swivel single pendant kit, 4' fixture, white, x=length)	MLM1 ⁹ (wireless motion and lux sensor)	TM22BS04 ¹² (22" trunnion mount, 4' fixture)
2PKxW ^{11,12} (double pendant kit, white, x=length)	MM ¹³ (magnet mount)	
2SPKxW ^{11,12} (swivel double pendant kit, white, x=length)	PM (pivot mount)	
2ACx ¹² (adjustable aircraft cable, x=length: 50=50", 72=72")	QMBWBS02 ¹⁴ (IP66 quick mount bracket, 2' fixture)	

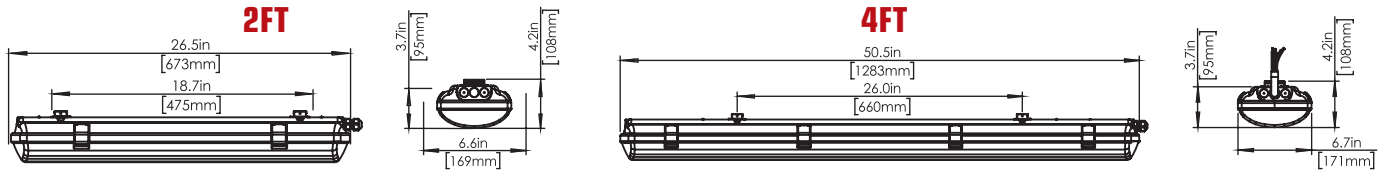
NOTE 1: VLO and VHO outputs available for 4ft only
 NOTE 2: Title 20 emergency pack; 120/277V; 2FT: 7W/1022 lm; 4FT: 10W/1573 lm
 NOTE 3: JM: direct j-box mount maintains fixture IP66 rating
 NOTE 4: Contact factory for lead time
 NOTE 5: Specify length for CRD, specify 3 or 5-conductor
 NOTE 6: Includes latches, grommets, etc. installed at the factory for quick installation
 NOTE 7: IS is std Beggelli sensor; FSP221, Magnum ISM1 and other sensors also available

NOTE 8: OS is std Beggelli sensor (Magnum OSM1, CRMB9, OSFSP221, SBOR and other sensors also available)
 NOTE 9: Beggelli offers wireless and powerless control solutions, contact factory for more details
 NOTE 10: FSP221 and OSFSP221 require HHRFSIR handheld remote accessory
 NOTE 11: Standard pendant lengths "x" = 12 (12"), 24 (24") and 48 (48")
 NOTE 12: Consult factory for non-standard lengths
 NOTE 13: Magnetic mounts must be installed to steel beam measuring minimum 3/16" thick
 NOTE 14: Quick Mount bracket requires JM mount; FA option recommended for maximum labor savings

TECHNICAL INFORMATION



DIMENSIONS

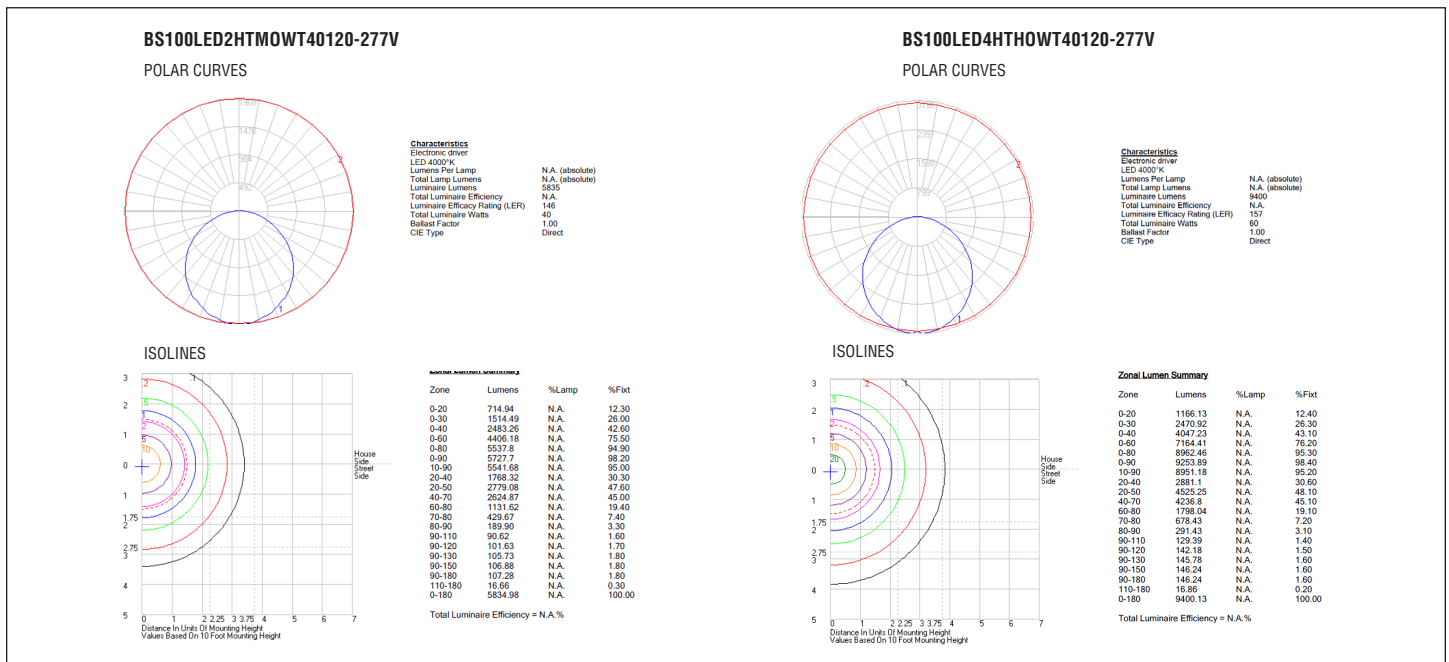


MOUNTING OPTIONS & ACCESSORIES

Surface Mount (standard) 	Aviation Cable Kit (2AC50, 2AC72) 	Chain Hang Kit (2CH48) 	Double Pendant Kit (2PK12W, 2PK24W, 2PK48W) 	J-Box & Quick Mount Bracket Mount (JQM)
Magnet Mount Kit MM 	Pivot Mount Kit PM 	Single Pendant Kit (1PKxWBS04, x=12", 24", 48") 	Swivel Double Pendant Kit (2SPK12W, 2SPK24W, 2SPK48W) 	Swivel Single Pendant Kit (1SPKxWBS04, x=12", 24", 48")
				Trunnion Mount Kit (TM22BS04)

NOTE: When wall mounted, DAMP LOCATION LISTED

PHOTOMETRICS



ILLUMINA® BS100LED

ADDITIONAL INFORMATION

ENERGY CHART

MODEL	LENGTH	EFFICACY	CONSUMPTION WATTAGE	LUMEN OUTPUT	CRI	L70 (HRS) TESTED	L70 (HRS) PROJECTED
2FT							
BS100LED-2HT-LO-WT30-120-277V	2 ft	129 lm/W	30	3876	>80	>60,000	>100,000
BS100LED-2HT-LO-WT40-120-277V	2 ft	146 lm/W	30	4381	>80	>60,000	>100,000
BS100LED-2HT-LO-WT50-120-277V	2 ft	154 lm/W	30	4635	>80	>60,000	>100,000
BS100LED-2HT-MO-WT30-120-277V	2 ft	129 lm/W	40	5176	>80	>60,000	>100,000
BS100LED-2HT-MO-WT40-120-277V	2 ft	146 lm/W	40	5835	>80	>60,000	>100,000
BS100LED-2HT-MO-WT50-120-277V	2 ft	154 lm/W	40	6172	>80	>60,000	>100,000
BS100LED-2HT-HO-WT30-120-277V	2 ft	129 lm/W	50	6464	>80	>60,000	>100,000
BS100LED-2HT-HO-WT40-120-277V	2 ft	146 lm/W	50	7301	>80	>60,000	>100,000
BS100LED-2HT-HO-WT50-120-277V	2 ft	154 lm/W	50	7716	>80	>60,000	>100,000
4FT							
BS100LED-4HT-VLO-WT30-120-277V	4 ft	146 lm/W	30	4375	>80	>60,000	>100,000
BS100LED-4HT-VLO-WT40-120-277V	4 ft	165 lm/W	30	4937	>80	>60,000	>100,000
BS100LED-4HT-VLO-WT50-120-277V	4 ft	174 lm/W	30	5208	>80	>60,000	>100,000
BS100LED-4HT-LO-WT30-120-277V	4 ft	139 lm/W	40	5555	>80	>60,000	>100,000
BS100LED-4HT-LO-WT40-120-277V	4 ft	157 lm/W	40	6264	>80	>60,000	>100,000
BS100LED-4HT-LO-WT50-120-277V	4 ft	166 lm/W	40	6627	>80	>60,000	>100,000
BS100LED-4HT-MO-WT30-120-277V	4 ft	139 lm/W	50	6944	>80	>60,000	>100,000
BS100LED-4HT-MO-WT40-120-277V	4 ft	157 lm/W	50	7831	>80	>60,000	>100,000
BS100LED-4HT-MO-WT50-120-277V	4 ft	166 lm/W	50	8284	>80	>60,000	>100,000
BS100LED-4HT-HO-WT30-120-277V	4 ft	139 lm/W	60	8318	>80	>60,000	>100,000
BS100LED-4HT-HO-WT40-120-277V	4 ft	157 lm/W	60	9400	>80	>60,000	>100,000
BS100LED-4HT-HO-WT50-120-277V	4 ft	166 lm/W	60	9946	>80	>60,000	>100,000
BS100LED-4HT-VHO-WT30-120-277V	4 ft	139 lm/W	70	9714	>80	>60,000	>100,000
BS100LED-4HT-VHO-WT40-120-277V	4 ft	157 lm/W	70	10955	>80	>60,000	>100,000
BS100LED-4HT-VHO-WT50-120-277V	4 ft	166 lm/W	70	11589	>80	>60,000	>100,000

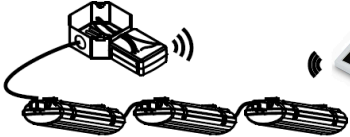


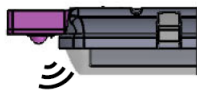

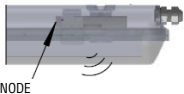




ELECTRICAL RATING

PRODUCT	NOMINAL POWER (W)	AC CURRENT (A) AC VOLTAGE		FREQUENCY (HZ)	DC VOLTAGE (V)	DC CURRENT (MA)
		120 V	277 V			
2FT						
BS100LED-2HT-LO	30	0.26	0.11	50/60	45	600
BS100LED-2HT-MO	40	0.34	0.15	50/60	45	800
BS100LED-2HT-HO	50	0.43	0.18	50/60	45	1000
4FT						
BS100LED-4HT-VLO	30	0.26	0.11	50/60	45	600
BS100LED-4HT-LO	40	0.34	0.15	50/60	45	800
BS100LED-4HT-MO	50	0.43	0.18	50/60	45	1000
BS100LED-4HT-HO	60	0.51	0.22	50/60	45	1200
BS100LED-4HT-VHO	70	0.59	0.26	50/60	45	1400

DIMMER COMPATIBILITY

DIMMER	COMPATABILITY	
	ON/OFF	DIMMING
2FT		
LEVITON - AWRMG-7	YES	YES
LUTRON - DIVE - DVSTV	YES	YES
LUTRON - DIVE - DVTV	YES	YES
WATT STOPPER - DCLV1	YES	YES
4FT		
LEVITON - AWRMG-7	YES	YES
LUTRON - DIVE - DVSTV	YES	YES
LUTRON - DIVE - DVTV	YES	YES
WATT STOPPER - DCLV1	YES	YES

BEGHELLI LIGHTING CONTROL SOLUTIONS

DAISY CHAIN FIXTURES (RELAY)			EXTERNAL NODE & SENSOR (OS)	
<p>RLY* Wireless Relay (Damp Location)</p>  <p>Max range: 100ft Max fixtures: 20</p>	<p>EMDCB* Remote Sensor (Damp Location)</p> 	<p>SW1* Single Switch (Damp Location)</p> 	<p>OS (Beghelli standard) (Wet Location)</p> <p>(EXTERNAL)</p>  <p>External occ sensor options: OSM1*, SBOR, CRMB9, OSFSP221, etc.</p>	<p>SW1* Single Switch (Damp Location)</p> 
INTEGRATED NODE (NOD)			INTEGRATED NODE & SENSOR (IS)	
<p>NOD* Node</p>  <p>NODE</p>	<p>EMDCB* Remote Sensor (Damp Location)</p> 	<p>SW1* Single Switch (Damp Location)</p> 	<p>IS (Beghelli standard) (Wet Location)</p> <p>Mounted on lens</p>  <p>Internal occ sensor options: ISM1*, FSP221, etc.</p>	<p>SW1* Single Switch (Damp Location)</p> 

* Magnum control options also available (RLYM1 relay, MLM1 sensor, SW1M1 switch, NODM1 node and ISM1 and OSM1 sensors)

❖ Beghelli offers standard wired and wireless control solutions. Beghelli fixtures are compatible with most control solutions available in the market, consult factory for more details.

■ **WARRANTY:** 5 years, see website for full warranty details