

Type: \_\_\_\_\_

Project: \_\_\_\_\_

# ILLUMINA®



## BS100LED PG

PARKING GARAGE

- The **ILLUMINA®** BS100LED PG is corrosion, flame and vandal resistant.
- **HOUSING:** 100% UV stabilized polycarbonate, liquid silicone perimeter gasket with memory retention.
- **DIFFUSER:** Frosted UV stabilized polycarbonate diffuser, providing even light distribution.

LUMENS:	2FT	4FT
LO:	3457 - 4134 lm	VLO: 3919 - 4674 lm
MO:	4615 - 5503 lm	LO: 5210 - 6231 lm
HO:	5766 - 6885 lm	HO: 7221 - 8622 lm
		VHO: 8426 - 9768 lm

- **OPERATING TEMP:** HT (AC Only) -40°F to 104°F (-40°C to 40°C)  
SA (AC & Emergency) 32°F to 104°F (0°C to 40°C)
- **POWER FACTOR:** Power Factor > 0.95
- **TOTAL HARMONIC DISTORTION (THD)** < 20%
- **WEIGHT:** 2ft: 5 lbs / 2.2 kg / 4ft: 10 lbs / 4.5 kg



**APPLICATION:** The **BS100LED PG** is specifically designed to meet requirements for parking structures.

## ORDERING INFORMATION

MODEL	LENGTH	OPERATION	OUTPUT	COLOR TEMP	INPUT	MOUNTING	OPTIONS
BS100LED PG	2 (ft)	HT (AC only)	VLO <sup>2</sup>	WT30 (3000K)	120-277V	blank (surface mount standard)	BLK <sup>4</sup> (4' black housing) OS <sup>8,9</sup> (external occ sensor)
	4 (ft)	SA <sup>1</sup> (AC & EM)	LO	WT40 (4000K)	347-480V		CRD <sup>5</sup> (black, 18AWG) NOD <sup>9</sup> (integrated node)
			HO	WT50 (5000K)		JM <sup>3</sup> (j-box mount)	FA <sup>6</sup> (fully assembled) SP (surge protection - 10 KA)
			VHO <sup>2</sup>				FP (fuse protection - 3A) SS (stainless steel clips)
							IS <sup>7,9</sup> (internal occ sensor) TPS (tamper proof screws)

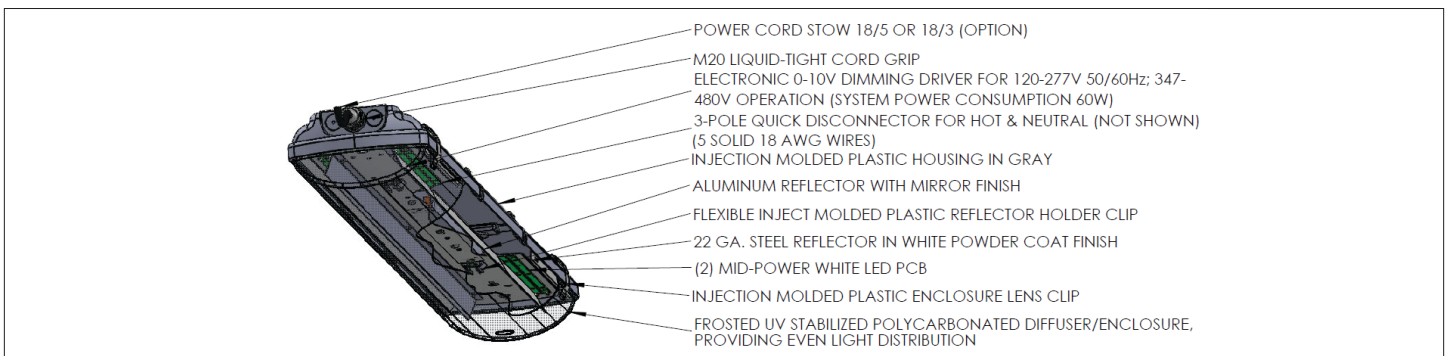
## CONTROLS & ACCESSORIES

1PKxWBS02 <sup>11,12</sup> (single pendant kit, 2' fixture, white, x=length)	2CH48 <sup>12</sup> (48" chairhang kit, field cuttable)	QMBWBS02 <sup>14</sup> (IP66 quick mount bracket, 2' fixture)
1PKxWBS04 <sup>11,12</sup> (single pendant kit, 2' fixture, white, x=length)	EMDCB <sup>9</sup> (BT wireless motion & lux sensor)	QMBWBS04 <sup>14</sup> (IP66 quick mount bracket, 4' fixture)
1SPKxWBS02 <sup>11,12</sup> (swivel single pendant kit, 2' fixture, white, x=length)	HHRFSIR <sup>10</sup> (hand held remote for FSP221)	RLY <sup>9</sup> (wireless relay)
1SPKxWBS04 <sup>11,12</sup> (swivel single pendant kit, 4' fixture, white, x=length)	MLM1 <sup>9</sup> (wireless motions and lux sensor)	TM22BS02 <sup>12</sup> (22" length trunnion mount, 2' fixture)
2PKxW <sup>11,12</sup> (double pendant kit, white, x=length)	MM <sup>13</sup> (magnet mount)	TM22BS04 <sup>12</sup> (22" length trunnion mount, 4' fixture)
2SPKxW <sup>11,12</sup> (swivel double pendant kit, white, x=length)	PM (pivot mount)	
2ACx <sup>12</sup> (adjustable aviation cable, x=length; 50=50", 72=72")		

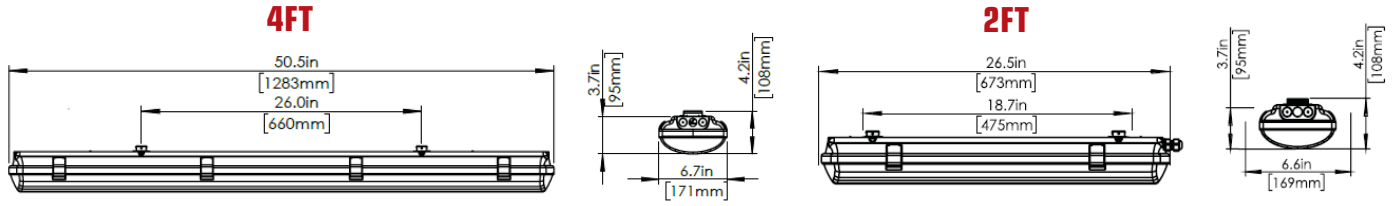
NOTE 1: Emergency pack 120-277V; 7W/912 lm (2ft) & 10W/1474 lm (4ft)  
 NOTE 2: VLO and VHO are available in 4 ft only.  
 NOTE 3: JM: direct j-box mount maintains fixture's IP66 rating  
 NOTE 4: For 2' fixture, contact factory for lead time, MOQ 1000  
 NOTE 5: Specify length for CRD, specify 3 or 5 conductor  
 NOTE 6: Includes latches, grommets, etc. installed at factory for quick installation  
 NOTE 7: IS is std Beggelli sensor; FSP221, Magnum ISM1 and other sensors are available

NOTE 8: OS is std Beggelli sensor (Magnum OSM1, CRMB9, OSFSP221, SBOR and other sensors also available)  
 NOTE 9: Beggelli offers wireless and powerless control solutions, contact factory for more details  
 NOTE 10: FSP221 AND OSFSP221 require HHRFSIR handheld remote accessory  
 NOTE 11: Standard pendant lengths "x" = 12 (12"), 24 (24") and 48 (48")  
 NOTE 12: Consult factory for non-standard lengths  
 NOTE 13: Magnetic mounts must be installed to steel beam measuring minimum 3/16" thick  
 NOTE 14: Quick Mount bracket requires JM mount; FA option recommended for maximum labor savings NOTE: Surface mount is standard.

## TECHNICAL INFORMATION



## DIMENSIONS



## MOUNTING OPTIONS

<b>Surface Mount (standard)</b> 	<b>Aviation Cable Kit (2AC50, 2AC72)</b> 	<b>Chain Hang Kit (2CH48)</b> 	<b>Double Pendant Kit (2PK12W, 2PK24W, 2PK48W)</b> 	<b>J-Box &amp; Quick Mount Bracket Mount (JQM)</b> 	
<b>Magnet Mount Kit MM</b> 	<b>Pivot Mount Kit PM</b> 	<b>Single Pendant Kit (1PKxWBS04, x=12", 24", 48")</b> 	<b>Swivel Double Pendant Kit (2SPK12W, 2SPK24W, 2SPK48W)</b> 	<b>Swivel Single Pendant Kit (1SPKxWBS04, x=12", 24", 48")</b> 	<b>Trunnion Mount Kit (TM22BS04)</b> 

**NOTE:** When wall mounted, DAMP LOCATION LISTED

## PHOTOMETRICS

### BS100LEDPG4HTLOWT40120-277V

#### POLAR CURVES

Characteristics			
Electronic driver			
LED 4000°K			
Lumens Per Lamp	N.A. (absolute)		
Total Lamp Lumens	N.A. (absolute)		
Luminaire Lumens	5896		
Total Luminaire Efficiency	N.A.		
Luminaire Efficacy Rating (LER)	147		
Total Luminaire Watts	40		
Ballast Factor	1.00		
CIE Type	Direct		

#### ISOLINES

Zonal Lumen Summary			
Zone	Lumens	%Lamp	%Fixt
0-20	427.86	N.A.	7.30
0-30	958.12	N.A.	16.30
0-40	1633.03	N.A.	27.70
0-60	3367.53	N.A.	56.90
0-80	5060.26	N.A.	85.80
0-90	5581.91	N.A.	94.70
10-80	5480.36	N.A.	93.00
20-40	1205.17	N.A.	20.40
20-50	2007.15	N.A.	34.00
40-70	2656.43	N.A.	45.00
60-80	1702.73	N.A.	28.90
70-80	776.81	N.A.	13.20
80-90	521.65	N.A.	8.80
90-110	293.56	N.A.	5.00
90-120	309.95	N.A.	5.30
90-130	313.40	N.A.	5.30
90-150	313.78	N.A.	5.30
90-180	313.78	N.A.	5.30
110-180	20.22	N.A.	0.30
0-180	5896.69	N.A.	100.00

Total Luminaire Efficiency = N.A.%

### BS100LEDPG4HTHOWT40120-277V

#### POLAR CURVES

Characteristics			
Electronic driver			
LED 4000°K			
Lumens Per Lamp	N.A. (absolute)		
Total Lamp Lumens	N.A. (absolute)		
Luminaire Lumens	8152		
Total Luminaire Efficiency	N.A.		
Luminaire Efficacy Rating (LER)	138		
Total Luminaire Watts	60		
Ballast Factor	1.00		
CIE Type	Direct		

#### ISOLINES

Zonal Lumen Summary			
Zone	Lumens	%Lamp	%Fixt
0-20	586.65	N.A.	7.20
0-30	1316.65	N.A.	16.10
0-40	2246.79	N.A.	27.60
0-60	4637.64	N.A.	56.90
0-80	6959.29	N.A.	85.20
0-90	7718.85	N.A.	94.70
10-80	7670.47	N.A.	93.00
20-40	1650.14	N.A.	20.40
20-50	2771.43	N.A.	34.00
40-70	3676.88	N.A.	45.10
60-80	2361.65	N.A.	29.00
70-80	1075.82	N.A.	13.20
80-90	719.57	N.A.	8.80
90-110	404.39	N.A.	5.00
90-120	427.34	N.A.	5.20
90-130	432.30	N.A.	5.30
90-150	432.91	N.A.	5.30
90-180	432.91	N.A.	5.30
110-180	28.52	N.A.	0.30
0-180	8151.77	N.A.	100.00

Total Luminaire Efficiency = N.A.%

# ILLUMINA® BS100LED PG

ADDITIONAL INFORMATION

## ENERGY CHART

MODEL	LENGTH	EFFICACY	CONSUMPTION WATTAGE	LUMEN OUTPUT	CRI	L70 (HRS) TESTED	L70 (HRS) PROJECTED
<b>2FT</b>							
BS100LED-PG-2HT-LO-WT30-120-277V	2 ft	115 lm/W	30	3457	>80	>60,000	>100,000
BS100LED-PG-2HT-LO-WT40-120-277V	2 ft	130 lm/W	30	3908	>80	>60,000	>100,000
BS100LED-PG-2HT-LO-WT50-120-277V	2 ft	138 lm/W	30	4134	>80	>60,000	>100,000
BS100LED-PG-2HT-MO-WT30-120-277V	2 ft	115 lm/W	40	4615	>80	>60,000	>100,000
BS100LED-PG-2HT-MO-WT40-120-277V	2 ft	130 lm/W	40	5205	>80	>60,000	>100,000
BS100LED-PG-2HT-MO-WT50-120-277V	2 ft	138 lm/W	40	5503	>80	>60,000	>100,000
BS100LED-PG-2HT-HO-WT30-120-277V	2 ft	115 lm/W	50	5766	>80	>60,000	>100,000
BS100LED-PG-2HT-HO-WT40-120-277V	2 ft	130 lm/W	50	6512	>80	>60,000	>100,000
BS100LED-PG-2HT-HO-WT50-120-277V	2 ft	138 lm/W	50	6885	>80	>60,000	>100,000
<b>4FT</b>							
BS100LED-PG-4HT-VLO-WT30-120-277V	4 ft	131 lm/W	30	3919	>80	>60,000	>100,000
BS100LED-PG-4HT-VLO-WT40-120-277V	4 ft	147 lm/W	30	4421	>80	>60,000	>100,000
BS100LED-PG-4HT-VLO-WT50-120-277V	4 ft	151 lm/W	30	4674	>80	>60,000	>100,000
BS100LED-PG-4HT-LO-WT30-120-277V	4 ft	130 lm/W	40	5210	>80	>60,000	>100,000
BS100LED-PG-4HT-LO-WT40-120-277V	4 ft	147 lm/W	40	5896	>80	>60,000	>100,000
BS100LED-PG-4HT-LO-WT50-120-277V	4 ft	156 lm/W	40	6231	>80	>60,000	>100,000
BS100LED-PG-4HT-HO-WT30-120-277V	4 ft	120 lm/W	60	7221	>80	>60,000	>100,000
BS100LED-PG-4HT-HO-WT40-120-277V	4 ft	136 lm/W	60	8152	>80	>60,000	>100,000
BS100LED-PG-4HT-HO-WT50-120-277V	4 ft	144 lm/W	60	8622	>80	>60,000	>100,000
BS100LED-PG-4HT-VHO-WT30-120-277V	4 ft	120 lm/W	70	8426	>80	>60,000	>100,000
BS100LED-PG-4HT-VHO-WT40-120-277V	4 ft	136 lm/W	70	9512	>80	>60,000	>100,000
BS100LED-PG-4HT-VHO-WT50-120-277V	4 ft	140 lm/W	70	9768	>80	>60,000	>100,000

## ELECTRICAL RATING




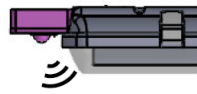

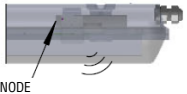




PRODUCT	NOMINAL POWER (W)	AC CURRENT (A) AC VOLTAGE		FREQUENCY (HZ)	DC VOLTAGE (V)	DC CURRENT (MA)
		120 V	277 V			
<b>2FT</b>						
BS100LED-PG-2HT-LO	30	0.26	0.11	50/60	45	600
BS100LED-PG-2HT-MO	40	0.34	0.15	50/60	45	800
BS100LED-PG-2HT-HO	50	0.43	0.18	50/60	45	1000
<b>4FT</b>						
BS100LED-PG-4HT-VLO	30	0.26	0.11	50/60	45	600
BS100LED-PG-4HT-LO	40	0.34	0.15	50/60	45	800
BS100LED-PG-4HT-HO	60	0.51	0.22	50/60	45	1200
BS100LED-PG-4HT-VHO	70	0.60	0.26	50/60	45	1400

## DIMMER COMPATIBILITY

DIMMER	COMPATABILITY	
	ON/OFF	DIMMING
LEVITON - AWRMG-7	YES	YES
LUTRON - DIVE - DVSTV	YES	YES
LUTRON - DIVE - DVTV	YES	YES
WATT STOPPER - DCLV1	YES	YES

■ **WARRANTY:** 5 years, see website for full warranty details.

## BEGHELLI LIGHTING CONTROL SOLUTIONS

DAISY CHAIN FIXTURES (RELAY)			EXTERNAL NODE & SENSOR (OS)	
<p><b>RLY*</b> Wireless Relay (Damp Location)</p>  <p>Max range: 100ft Max fixtures: 20</p>	<p><b>EMDCB*</b> Remote Sensor (Damp Location)</p> 	<p><b>SW1*</b> Single Switch (Damp Location)</p> 	<p><b>OS</b> (Beghelli standard) (Wet Location)</p> <p>(EXTERNAL)</p>  <p>External occ sensor options: <b>OSM1*</b>, <b>SBOR</b>, <b>CRMB9</b>, <b>OSFSP221</b>, etc.</p>	<p><b>SW1*</b> Single Switch (Damp Location)</p> 
INTEGRATED NODE (NOD)			INTEGRATED NODE & SENSOR (IS)	
<p><b>NOD*</b> Node</p>  <p>NODE</p>	<p><b>EMDCB*</b> Remote Sensor (Damp Location)</p> 	<p><b>SW1*</b> Single Switch (Damp Location)</p> 	<p><b>IS</b> (Beghelli standard) (Wet Location)</p> <p>Mounted on lens</p>  <p>Internal occ sensor options: <b>ISM1*</b>, <b>FSP221</b>, etc.</p>	<p><b>SW1*</b> Single Switch (Damp Location)</p> 

\* Magnum control options also available RLYM1 relay, MLM1 sensor, SW1M1 switch, NODM1 node and ISM1 and OSM1 sensors)

❖ Beghelli offers standard wired and wireless control solutions. Beghelli fixtures are compatible with most control solutions available in the market, consult factory for more details.

■ **WARRANTY:** 5 years, see website for full warranty details