

TEMPESTA™ LED



Wet Location Architectural Emergency

| | |
|---------------------|-----------------|
| Job/Location: _____ | Job Type: _____ |
| Contractor: _____ | Date: _____ |
| Prepared By: _____ | |



■ specifications: internal

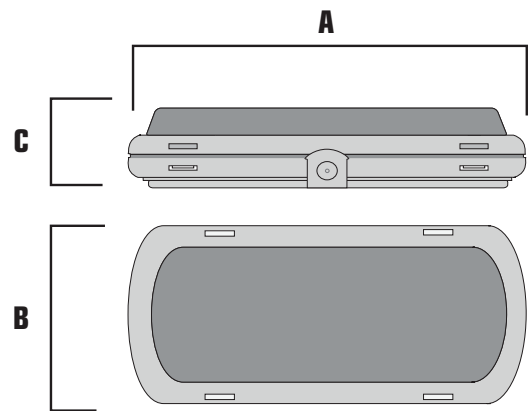
The **TEMPESTA™ LED** is an emergency light suitable for surface or recessed mount and t-bar. It is available with a choice of operations: HT (AC only), SE (emergency only) and SA (AC and emergency). Both the **TEMPESTA™ LED SE** and **SA** versions feature a nickel metal hydride battery that provides a minimum 120 minutes emergency duration. Autotest diagnostics is optional on **TEMPESTA™ LED SE** and **SA**. **TEMPESTA™ LED** is configured with 120-347V input.

LED boards are positioned for wall mounting when shipped. Boards can be adjusted on-site for ceiling mount installation. **TEMPESTA™ LED** is suitable for surface, recessed and t-bar mounting and for wet location installations. Fuse protection is standard.

■ specifications: external

The **TEMPESTA™ LED** series housing is constructed with flame and corrosion resistant polycarbonate. Four vandal resistant clips ensure the integrity of the housing. The **TEMPESTA™ LED** comes finished in grey RAL7035 color. The external test switch and multi-colored LED allows maintenance personnel to quickly determine the operational status of the unit. The **TEMPESTA™ LED** diffuser is UV stabilized and provides superior light distribution.

■ dimensions (in,mm)



| MODEL | A | B | C |
|--------------|---------------|--------------|---------------|
| S (surface) | 17.0" (432mm) | 6.7" (170mm) | 2.9" (73.6mm) |
| R (recessed) | 20.5" (520mm) | 9.2" (234mm) | 4.0 (102mm) |
| TB (t-bar) | 23.8" (603mm) | 8.5" (216mm) | 3.2" (81 mm) |

■ ordering logic

EXAMPLE: TA-LED-SE-UNV-AT

| Series | Operation | Input Voltage | Options |
|--------|---|----------------|---|
| TA-LED | HT (AC only - normally On) | UNV (120-347V) | AT (autotest) |
| | SE (emergency - AC fail only) | | RK (recessed kit for drywall/concrete-wall/ceiling) |
| | SA (self-powered - always on / EM backup) | | TB (t-bar mount) |
| | | | BLK (black housing) |

■ specifications: battery

The **TEMPESTA™ LED** SE and SA versions comes standard with an environmentally friendly, nickel metal hydride (Ni-Mh) battery that provides a minimum of 120 minutes emergency duration. The primary feature of Ni-Mh batteries is their long life. Ni-Mh batteries are capable of 500 to 1000 charge and discharge cycles and the expected life of the battery is higher than the minimum required by the current technical standards (EN60598-2-22). Ni-Mh batteries are not subject to the “memory effect,” a typical drawback of Ni-Cd batteries, that could result in a reduction in the nominal operation. A further feature of the Ni-Mh batteries is their very high efficiency, more than double that of lead and Ni-Cd batteries.

■ temperature

The **TEMPESTA™ LED** HT operating temperature is -20°C up to 40°C (-4°F to 104°F). SA/SE operating temperature is 10°C up to 40°C max (50°F to 104°F).

■ high-output design

TEMPESTA™ LED uses high-output Samsung LEDs for energy efficiency and long life coupled with a 2-channel design allowing for redundant LED operation. The redundant LED operation ensures the unit will continue to operate at reduced light output in the event one of the LED boards fails. The **TEMPESTA™ LED** is rated for 100,000 hours at L70.

The **TEMPESTA™ LED** incorporates an efficient, high output lens and reflector. The diffusion lens has been designed to effectively transmit the greatest amount of lumens with the least transmittal loss. The overall design of the **TEMPESTA™ LED** results in great performance and increased fixture to fixture spacing. This in turn reduces installation, operational and maintenance costs.

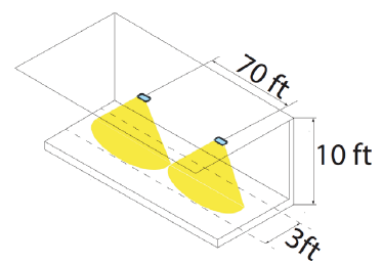
■ electrical rating

| Operation | Charging Power (W) | AC Current (A) | | Standby Power (W) | AC Current (A) | |
|-----------|--------------------|----------------|------|-------------------|----------------|------|
| | | 120V | 277V | | 120V | 277V |
| HT | 17W | 0.26 | 0.11 | N/A | N/A | N/A |
| SA | 19W | 0.29 | 0.12 | 15W | 0.23 | 0.10 |
| SE | 6W | 0.09 | 0.04 | 2.3W | 0.03 | 0.02 |

■ performance: ceiling mounting

- 1300 lumens in emergency mode
- CCT: 4000K
- Mounting Height: 10 ft.
- Path of Egress: 3 ft.
- Spacing: 70 ft. on Center
- Reflectances: 80/50/20
- Footcandles: Average 1.0FC

Performance data is an estimate and will vary based on real life applications. Average 1.0FC, no point less than 0.1FC. Layout assumes open space with no obstructions.



■ operation








The **TEMPESTA™ LED** is available with a choice of operations: HT (AC only), SE (emergency only) and SA (AC and emergency). The **TEMPESTA™ LED** SE (emergency - AC fail only) and SA (always on) comes standard with Ni-MH batteries. Under the SE operation, the unit is normally-off and will illuminate under an AC failure only. The HT version has achieved a truly universal AC input with a voltage design of 120-347V. Under AC only operation, the unit is normally-on and does not illuminate under an AC failure. SA version is normally-on under normal utility power and the charging circuit maintains the battery at full capacity. The unit may be switched on/ off by the built-in 2-wire wall switch control. When AC power fails the unit will automatically provide emergency light regardless of the position of the switch.

■ sanitation listed (SL)

The **TEMPESTA™ LED** is sanitation approved. The Intertek verified **splash zone** listing is certified to the NSF Standard 2, meeting the rigorous sanitation, electrical safety and performance standards of food service environments.

■ autotest

The Beghelli Autotest automatically performs one 5 minute discharge test monthly and every 6 months it performs two full discharge tests, 24 hours apart. This tests both full battery capacity and recharge capability. The information is communicated simply and intuitively to maintenance personnel via a single multicolored LED.

-  Steady Green: Normal operation
-  Flashing Green: Testing under way
-  Flashing Red/Green: High Charging
-  Steady Red: Battery Disconnected
-  Flashing Red: Battery Test Failure
-  Red Double Blink: Battery Charging Failure
-  Red Three Blink: LED Failure

■ warranty

The **TEMPESTA™ LED** comes with a 3-year factory warranty. Deliberate damage, misuse, improper installation effectively cancel the warranty.

■ performance: wall mounting

- 1250 lumens in emergency mode
- CCT: 4000K
- Mounting Height: 7.5 ft.
- Path of Egress: 3 ft.
- Spacing: 66 ft. on Center
- Reflectances: 80/50/20
- Footcandles: Average 1.0FC

Performance data is an estimate and will vary based on real life applications. Average 1.0FC, no point less than 0.1FC. Layout assumes open space with no obstructions.

