

PLANEX[®]ECO





DESIGN + COMPATIBILITY

Give your facility an attractive, modern look with Beghelli's sleek, energy-saving flat panel LED. **PLANEX®ECO** is the premium choice when it comes to general lighting solutions. With uniform distribution of luminous LEDs, it provides a bright and even glow that will produce excellent light output for the room. Our **PLANEX®ECO** can be easily integrated into the existing ceiling tiles that most businesses currently use.

PLANEX®ECO is built with a high-quality aluminum body and layers of light shaping diffusers. We designed this flat panel LED to be retrofitted into any existing application for a fast and easy installation. You'll experience no flicker, buzz, or hot spots. The flat panel LED lights run cool, helping to keep your air conditioning bill low, and the **PLANEX®ECO** provides 40% more lumens than a fluorescent light fixture, and the energy saving LED panel is DLC qualified for utility rebates.



PLANEX®ECO combines highly efficient optimal light transmittance through square and rectangular surface areas, no thicker than 13mm. Our flat panel LED is the energy efficient choice for offices, retail stores, conference rooms, libraries, and other areas. **PLANEX®ECO** can be installed in suspended-grid ceilings as part of new construction or used to replace dated fluorescent fixtures in existing construction. For an eye-catching, high-tech look, the ultra-thin panels can be used as free-hanging light fixtures or surface mounted on walls as a sconce.

The **PLANEX®ECO** can be retrofitted into nearly all applications with ease. They are compatible with dimming systems to control the amount of light produced in each space. **PLANEX®ECO** provides 50,000 hours of illumination and minimizes costs on replacements and maintenance. Available in 4 sizes and 3 color temperatures, there is sure to be a **PLANEX®ECO** suitable for your installation.

PLANEX®ECO

FEATURES



Modern, ultra thin and long-lasting. That's what accurately describes Beghelli's **PLANEX®ECO** LED flat panel. When deciding on investing in LED fixtures, managers look for quality and something that will endure.



Integrated power supply



Perimeter LED's



0.5" low profile design



TYPE IC | IP44



GENERAL CHARACTERISTICS



- 0-10V dimming system
- Beam angle: 117°
- $L_{70} > 36,000$ + hours
- cUL and DLC listed for Canada & USA
- 3500K, 4000K and 5000K
- CRI: >80
- 120-277V or 374V 50/60Hz AC input
- Efficacy is >120 lm/W

2' X 2' PLX-E SERIES



IDEAL FOR: OFFICES | RETAIL | RESTAURANTS

The 2'x 2' panel is recognized in the industry for its durability as well as its performance. Using quality LED chips, the PLANEX®ECO presents a uniform glow throughout the entire fixture. Unlike fluorescent grid ceiling panels, the PLANEX®ECO series is able to dim to 10% of its maximum output. A truly versatile fixture that also enhances a room's appearance.

1' X 4'

PLX-E SERIES




IDEAL FOR: CLASSROOMS | HOTELS | HALLWAYS

The **PLANEX®ECO** 1'x4' flat panel LED panel creates a contemporary look without redesigning a ceiling. Simply remove the existing fixture and lay-in the 1'x4' panel. This fixture is designed to present a smooth, continuous look for hallways, offices, retail and even bathrooms.

The 1'x4' lumen maintenance eliminates the labor of replacing fluorescent tubes. The panels are offered in a variety of colour selections.

2' X 4'

PLX-E SERIES



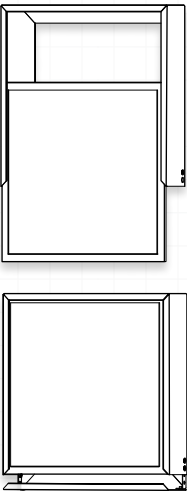
IDEAL FOR: CORRIDORS | CLINICS | SALONS

Function and form, the **PLANEX®ECO** creates a ceiling that is modern and interesting. Controlling the room's environment is becoming a necessity for presentations and lectures. The **PLANEX®ECO** allows the presenter to dim to 10% of maximum output giving it yet another advantage over the current fluorescent technology. The panel also consumes less energy and lasts up to 4x longer, reducing operational and maintenance costs.

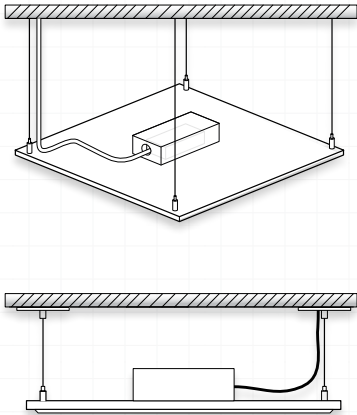
MOUNTING OPTIONS



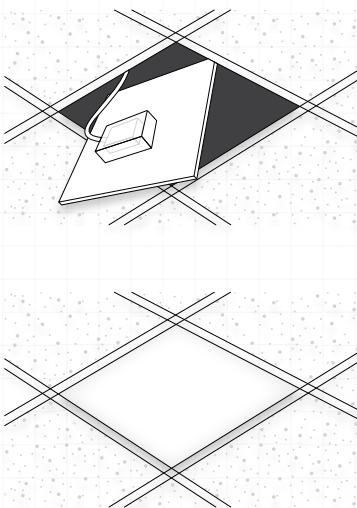
Surface Mounting



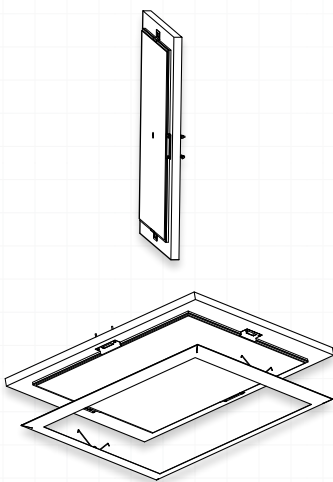
AC Cable Mounting



Grid Ceiling Mounting



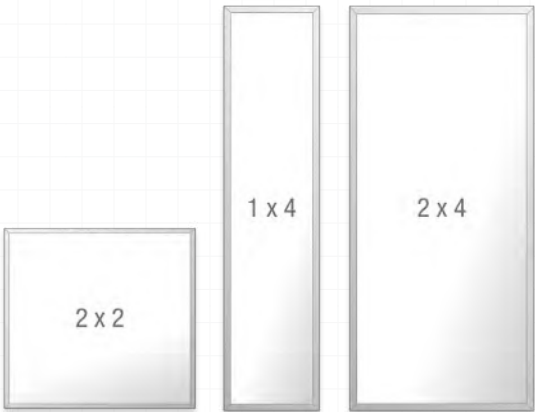
Recessed Mounting



DIMENSION SPECIFICATIONS




Front view



Size			A	B
2x2	602mm	602mm	49mm	12mm
	23.7"	23.7"	1.9"	0.5"
1x4	297mm	1213mm	49mm	12mm
	11.7"	47.8"	1.9"	0.5"
2x4	603mm	1211mm	49mm	12mm
	23.8"	47.7"	1.9"	0.5"



Side view



Beghelli

BEGHELLI USA

3250 Corporate Way
Miramar, Florida 33025 USA
P: 800 726 4316 / P: 954 442 6600
F: 954 442 6677
www.beghelliusa.com

BEGHELLI CANADA

3900 14th Avenue
Markham, Ontario L3R 4R3 Canada
P: 905 948 9500
F: 905 948 8673
www.beghellicanada.com

BEGHELLI MEXICO

Av del Marques No. 70, Int. 4
Parque Industrial Bernardo Quintana
C.P. 76246 El Marques, Qro.
P: +52 442-221-6439 / F: +52 442-221-6215
www.beghellimexico.com