


NOVA UAC-P



Job/Location: _____
 Contractor: _____ Job Type: _____
 Prepared By: _____ Date: _____



■ specifications: internal

With the **NOVA UAC-P**, normally on lighting can be converted into emergency lighting in the event of a power failure. Often times, normal lighting will even provide greater illumination on the path of egress for added safety. Eliminate the need for remote heads and improve the aesthetics of the space using this alternative method of egress lighting. With the **NOVA UAC-P** providing output AC power, the DC line voltage drop concern of a battery pack is eliminated. The **NOVA UAC-P** is suitable for LED, fluorescent, incandescent, and most compact fluorescent lighting. The surge peak lighting load is 6000W for 0.5 seconds. It is important to take the peak load into consideration when choosing your load type.

■ specifications: external

The **NOVA UAC-P** is constructed from a durable 14 gauge steel housing. Stamped conduit knockouts are standard, and an optional 120VAC removable line cord is optional on all **NOVA UAC-P** units. Loads are connected to sturdy terminal blocks. The **NOVA UAC-P** is supplied standard in a white powder coat, baked finish for durability. The **NOVA UAC-P** unit offers ventilation holes for efficient cooling and operation of the charging system.

■ ordering logic

Series ¹	Operation	Input Power	Options
NV-UAC-P ²	1500W	120V/120V	AT (autotest)
		2000W ³	120V/208V
		120V/277V	CT (cabtire)
		208V/120V	FAI (fire alarm interface - specify)
		208V/277V	LC (line cord/plug)
		277V/120V	OB (output breaker - specify 2, 3, 4)
		277V/208V	TB ⁴ (2 terminal blocks)
		277V/277V	TD ⁵ (time delay)
			TLP (twist lock plug - 120v only)
			WS (wall switch)

NOTE 1: Freight not included for this item.

NOTE 2: Not recommended for use with HID lighting.

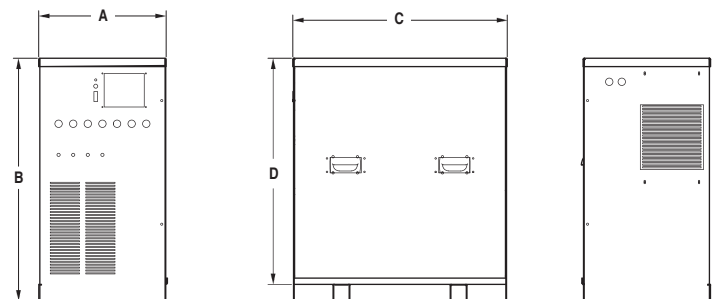
NOTE 3: 2000W only available 120V/120V.

EXAMPLE: NV-UAC-P-2000W-120V/120V

DESCRIPTION: Nova UAC Pure Sine Wave emergency only inverter battery unit, 2000W, 120VAC Input, 120VAC output for 90 minutes.

The **NOVA UAC-P** has a max capacity of 2000W for 90 min. The **NOVA UAC-P** utilizes a high performance inverter allowing the units to be loaded to 100% of the rated continuous load capacity.

■ dimensions



Series	A	B	C	D
NV-UAC-P	15.25" 387 mm	29" 737 mm	25.75" 654 mm	27" 686 mm

NOTE 4: Two additional circuit terminal blocks - 4 in total.

NOTE 5: Autotest (AT) is required when adding time delay (TD).

■ specifications: electrical

BATTERY: The **NOVA UAC-P** is designed with a maintenance free, sealed valve regulated lead acid battery that provides a minimum emergency duration of 90 minutes. Recharge time of the battery is twenty-four [24] hours.

CIRCUIT: The **NOVA UAC-P** unit is supplied with a panel which displays input and output rating, load status, charge current and battery voltage. An audible alarm is standard and will make a sound to indicate that the battery voltage is low. In addition, the battery condition and any faults are communicated through the illuminated panel showing the real-time operational data and messages.

■ specifications: mechanical

The **NOVA UAC-P** unit is designed to be floor mounted in indoor installation environments. The units are elevated on supports for flood protection and have anchor holes for secure mounting. The fully enclosed housing top offers added drip protection.

■ operation

Using the **NOVA UAC-P** to convert normally-on lighting into emergency lighting provides greater safety, savings and flexibility. There is the potential for greater illumination on the path of egress with general lighting. By making use of the general lighting you will save the cost of additional emergency lighting battery units and remote heads. Provide a more architecturally pleasing design by eliminating the need of remote heads in the space. With AC power input and output, the installation will be more flexible and there will be no concern of voltage drop to the loads.

The **NOVA UAC-P** is provided with a field selectable toggle switch for Normally ON or Normally OFF operations. Normally ON operation 120VAC output is provided to the lighting circuit. This is the default setting. Normally OFF operation, the output circuit to the light will only turn on during a power failure.

■ pure sine wave

Pure sine wave power is required to ensure there is no interruption in delivering emergency power. The pure sine wave system is compatible with all power supplies, LED drivers and lighting ballasts. The **NOVA UAC-P** is a standby IPS system with a transfer time of 10 milliseconds, which is suitable for specified lighting loads under emergency backup.

■ model rating guide

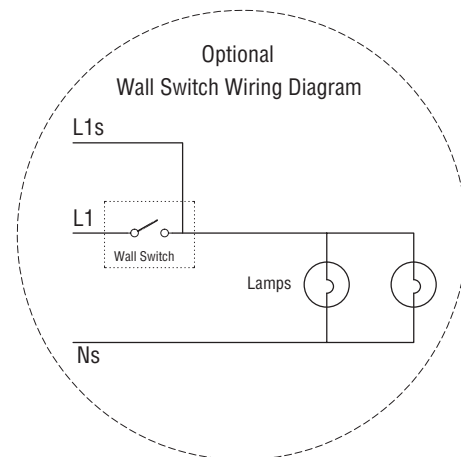
Min	Watts
90	1500
90	2000

■ electrical input rating

Input Rating		
NV-UAC-P-1500W-120V/120V	60Hz	17.0A
NV-UAC-P-1500W-120V/208V	60Hz	17.0A
NV-UAC-P-1500W-120V/277V	60Hz	17.0A
NV-UAC-P-1500W-208V/120V	60Hz	11.0A
NV-UAC-P-1500W-208V/280V	60Hz	11.0A
NV-UAC-P-1500W-208V/277V	60Hz	11.0A
NV-UAC-P-1500W-277V/120V	60Hz	8.0A
NV-UAC-P-1500W-277V/208V	60Hz	8.0A
NV-UAC-P-1500W-277V/277V	60Hz	8.0A
NV-UAC-P-2000W-120V/120V	60Hz	20.0A

■ important: LED lighting

The efficiency of external LED power supplies/drivers needs to be considered in all load calculations. Consult factory for more information.



Wall Switch Option (WS): Provides an internal relay which allows two circuits of emergency power to the lights regardless of the wall switch position (on or off).

NOTE: Three conductors required to wall switch from inverter's output, see diagram.

Technical

■ autotest

The **NOVA UAC-P** is constantly monitored by a autotest-diagnostic system. A red, green and orange LED light will indicate utility, battery condition and fault status. The self-diagnostic system monitors the brownout protection, battery overload, battery condition and low voltage disconnect. Before the event of the end of run-time / low voltage disconnect, an audible alarm will sound.

The Beghelli auto-test system automatically performs one 5 minute discharge test monthly and every 6 months it performs two 30 minute discharge tests, 24 hours apart. This tests both full battery capacity and recharge capability. The information is communicated simply and intuitively to maintenance personnel via a single multi-color LED.

■ terminal block diagram

Standard with two circuit terminal blocks for output. Two additional terminal blocks (4 total) are optional.

■ warranty

Unit: 3 years full coverage against defects in materials and workmanship from date of invoice.

Battery: 3 years full warranty plus an additional 7 years of pro-rated.

