

GRAN BELLA™ LED

MIDBAY | INDOOR

LOGICA®

TITLE 20 TITLE 24



BS830LED

- The GRAN BELLA™ LED BS830LED is designed for aviation cable, chain hang kit and pendant mounting.
- The GRAN BELLA™ LED BS830LED is corrosion resistant.
- **HOUSING:** Aluminum housing in grey, white or black powder coat finish. Custom colors available.
- **DIFFUSER:** Frosted makrolon polycarbonate diffuser lens for a smooth and uniform light.
- **REFRACTOR:** 22" prismatic acrylic refractor (22ACT) is standard. Options available include 22" acrylic white refractor (22ACW) or 22" aluminum reflector (22AL).
- **LUMENS:** LO: 12,881 up to 14,048 lm
HO: 17,538 up to 19,135 lm
- **OPERATING TEMP:**
HT (AC Only) -40°F to 95°F (-40°C to 35°C)
EM (AC & Emergency) 32°F to 95°F (0°C to 35°C)
- **WEIGHT:** 13 lbs / 5.8 kg



APPLICATION: The GRAN BELLA™ LED BS830LED luminaire is ideal for indoor open spaces including malls, big box stores, athletic clubs and more.

CONFIGURATIONS

MODEL	OUTPUT	COLOR TEMP	REFRACTOR/REFLECTOR	MOUNTING	INPUT	OPTIONS
BS830LED	LO	WT30 (3000K)	22ACT (22" acrylic clear) ¹	AC ² (aviation cable)	120-277V	AL (aluminum finish)
	HO	WT40 (4000K)	22ACW (22" acrylic white)	CH ³ (chain hang kit)	347-480V	W (white finish)
WT50 (5000K)		22AL (22" aluminum)	PK ³ (pendant kit)	B (black finish)		
				SVLPK ³ (swivel pendant kit)		CCH ⁴ (custom color housing)
						CCR ⁵ (custom color reflector)
						EM ⁶ (emergency backup-remote)
						SP (surge protection - 10ka)
						FP (fuse protection)
						SPCB ⁷ (black spiral cord)
						SPCW ⁸ (white spiral cord)
						WG (wire guard)

NOTE 1: Acrylic clear refractor comes standard; other options available.

NOTE 2: 50" AC is standard. 50", 72", 100", 150", 250" available. For other length, contact factory.

NOTE 3: Specify length for CH, PK, or SVLPK: 12", 24", 36", 48" available. For other length, contact factory.

NOTE 4: Specify custom color code or provide color sample.

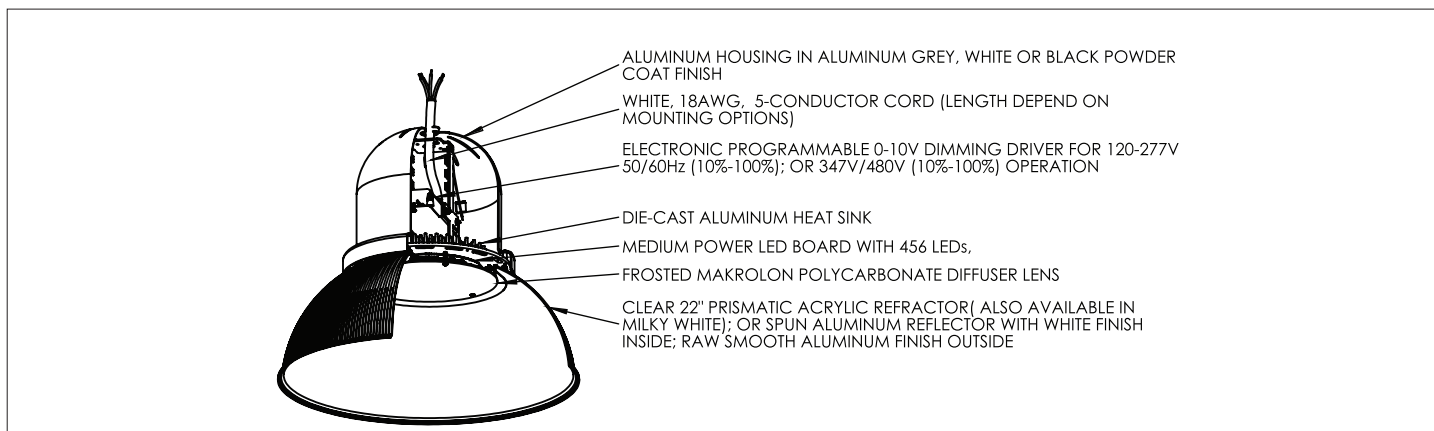
NOTE 5: Available only for 22 AL. Specify custom color code or provide color sample.

NOTE 6: Field installation emergency pack; 120-277V; LO: 17W; 2587 lm HO; 20W; 2693 lm.


NOTE 7: 18AWG, 5 conductor black spiral cord. Contact factory.

NOTE 8: 18AWG, 5 conductor white spiral cord. Contact factory.

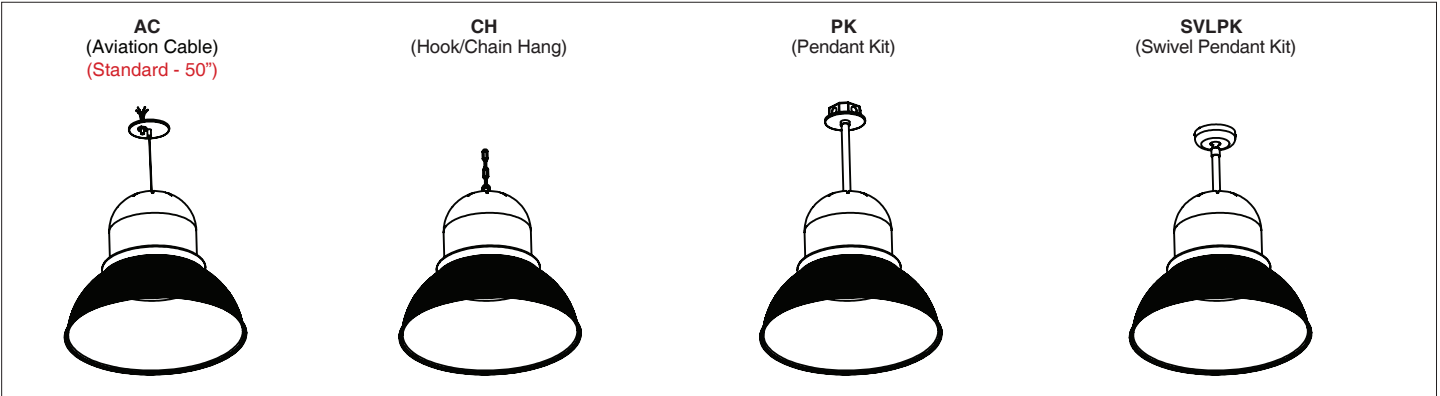
TECHNICAL INFORMATION



DIMENSIONS



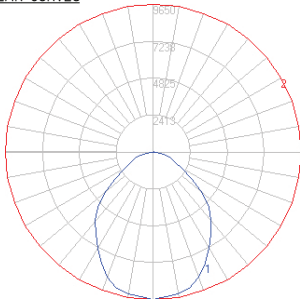
MOUNTING



PHOTOMETRICS

BS830LEDHTLOWT40

POLAR CURVES

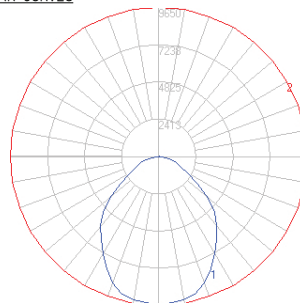


Characteristics

Electronic driver	
LED 4000°K	
Lumens Per Lamp	N.A. (absolute)
Total Lamp Lumens N	A. (absolute)
Luminaire Lumens 2	0875
Total Luminaire Efficiency	N.A.
Luminaire Efficacy Rating (LER)	119
Total Luminaire Watts	175
Ballast Factor	1.00
CIE Type D	irect
Spacing Criterion (0-180) 1	.14
Spacing Criterion (90-270) 1	.14
Spacing Criterion (Diagonal)	1.26

BS830LEDHTHOWT40

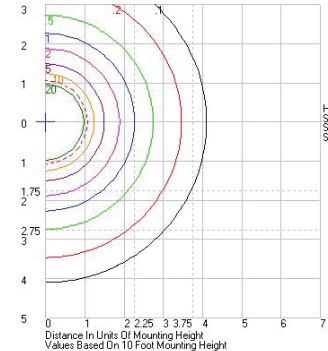
POLAR CURVES



Characteristics

Electronic driver	
LED 4000°K	
Lumens Per Lamp	N.A. (absolute)
Total Lamp Lumens N	A. (absolute)
Luminaire Lumens 2	0875
Total Luminaire Efficiency	N.A.
Luminaire Efficacy Rating (LER)	119
Total Luminaire Watts	175
Ballast Factor	1.00
CIE Type D	irect
Spacing Criterion (0-180) 1	.14
Spacing Criterion (90-270) 1	.14
Spacing Criterion (Diagonal)	1.26

ISOLINES

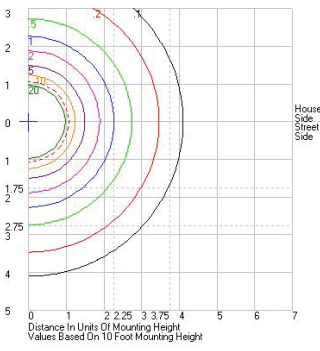


Zonal Lumen Summary

Zone	Lumens	%Lamp	%Fixt
0-20	3492.38 N	.A.	16.70
0-30	7183.97 N	.A.	34.40
0-40	11291.91 N	.A.	54.10
0-60	18005.28 N	.A.	86.30
0-80	20521.69 N	.A.	98.30
0-90	20752.53 N	.A.	99.40
10-90	19845.89 N	.A.	95.10
20-40	7799.53 N	.A.	37.40
20-50	11726.73 N	.A.	56.20
40-70	8337.65 N	.A.	39.90
60-80	2516.41 N	.A.	12.10
70-80	892.13	N.A. 4	.30
80-90	230.84	N.A. 1	.10
90-110	40.31 N	.A.	0.20
90-120	55.65 N	.A.	0.30
90-130	77.75 N	.A.	0.40
90-150	107.50	N.A. 0	.50
90-180	122.86	N.A. 0	.60
110-180	82.55 N	.A.	0.40
0-180	20875.39 N	.A.	100.00

Total Luminaire Efficiency = N.A.%

ISOLINES



Zonal Lumen Summary

Zone	Lumens	%Lamp	%Fixt
0-20	3492.38 N	.A.	16.70
0-30	7183.97 N	.A.	34.40
0-40	11291.91 N	.A.	54.10
0-60	18005.28 N	.A.	86.30
0-80	20521.69 N	.A.	98.30
0-90	20752.53 N	.A.	99.40
10-90	19845.89 N	.A.	95.10
20-40	7799.53 N	.A.	37.40
20-50	11726.73 N	.A.	56.20
40-70	8337.65 N	.A.	39.90
60-80	2516.41 N	.A.	12.10
70-80	892.13	N.A. 4	.30
80-90	230.84	N.A. 1	.10
90-110	40.31 N	.A.	0.20
90-120	55.65 N	.A.	0.30
90-130	77.75 N	.A.	0.40
90-150	107.50	N.A. 0	.50
90-180	122.86	N.A. 0	.60
110-180	82.55 N	.A.	0.40
0-180	20875.39 N	.A.	100.00

Total Luminaire Efficiency = N.A.%

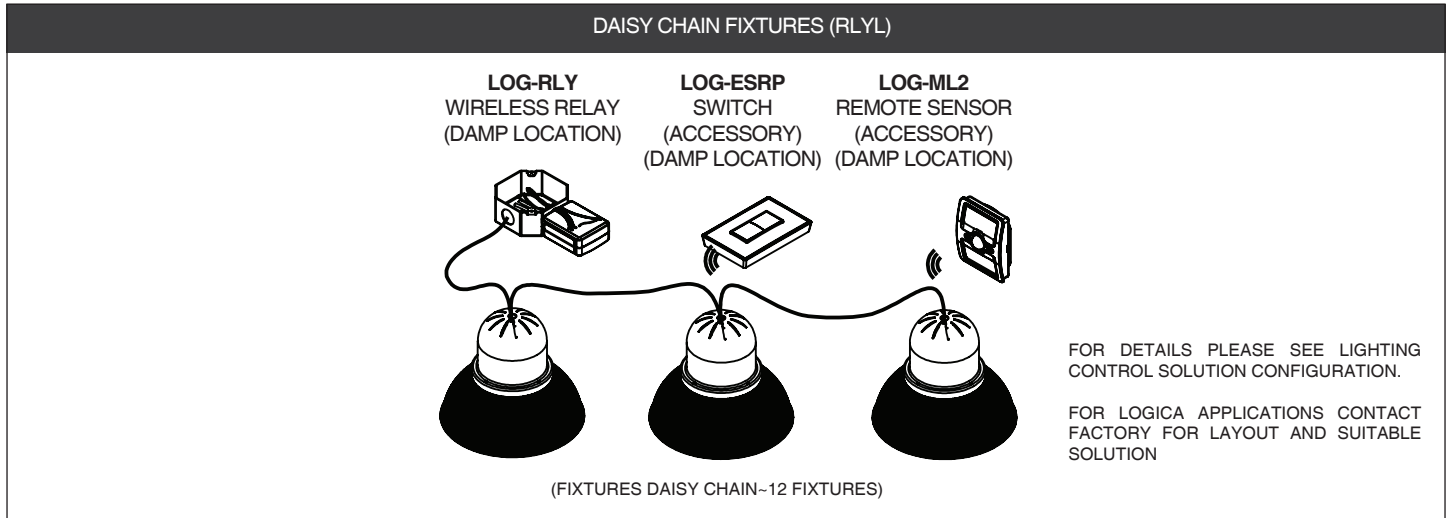
GRAN BELLA™ LED BS830LED

ADDITIONAL INFORMATION

ENERGY CHART

MODEL	EFFICACY	CONSUMPTION WATTAGE	LUMEN OUTPUT	CRI	L70 (hrs.)	L84 (hrs.)
BS830LED-LO-WT30-120-277V	123 lm/W	105	12,881	>80	>36,000	>50,000
BS830LED-LO-WT40-120-277V	129 lm/W	105	13,583	>80	>36,000	>50,000
BS830LED-LO-WT50-120-277V	134 lm/W	105	14,048	>80	>36,000	>50,000
BS830LED-HO-WT30-120-277V	113 lm/W	155	17,538	>80	>36,000	>50,000
BS830LED-HO-WT40-120-277V	119 lm/W	155	18,496	>80	>36,000	>50,000
BS830LED-HO-WT50-120-277V	123 lm/W	155	19,135	>80	>36,000	>50,000

LOGICA (WIRELESS & POWERLESS LIGHTING CONTROL SOLUTIONS)



■ **WARRANTY:** 5 year warranty, see website for full warranty details.