

BOXLED® MIDI

NEMA 4X | IP66 | IK09

3G
Vibration
Rated

LOGICA®

SANITATION

TITLE 20
TITLE 24

ETL
Intertek

SP
US

LOWBAY/MIDBAY

- **BOXLED® MIDI** Lowbay / midbay designed for industrial and commercial applications.
- **OPTICS:** Polished aluminum reflector with symmetric or asymmetric distribution. Unit can be field changed from symmetric to asymmetric. 4mm thick prismatic tempered glass lens provides optimized light distribution for a visually comfortable and glare free environment.
- The **BOXLED® MIDI** is a wet location, IP66, NEMA 4X rated luminaire. Heavy duty die-cast aluminum construction provides corrosion, flame and chemical resistance. The 3G rating makes this ideal for constant vibration applications.
- **PERFORMANCE:**
 - LO:** 5,605 up to 6,070 lm
 - MO:** 7,845 up to 8,496 lm
 - HO:** 10,106 up to 10,945 lm
- **OPERATING TEMP:**
 - HT (AC Only) -22°F to 104°F (-30°C to 40°C)
 - EM 32°F to 104°F (0°C to 40°C)
- **WEIGHT:** 8.8 lbs / 3.9 kg



APPLICATION: The **BOXLED® MIDI** is ideal for indoor / outdoor damp and wet applications including loading docks, sign lighting, mining, car wash, agriculture, wastewater treatment, tunnels and factories.

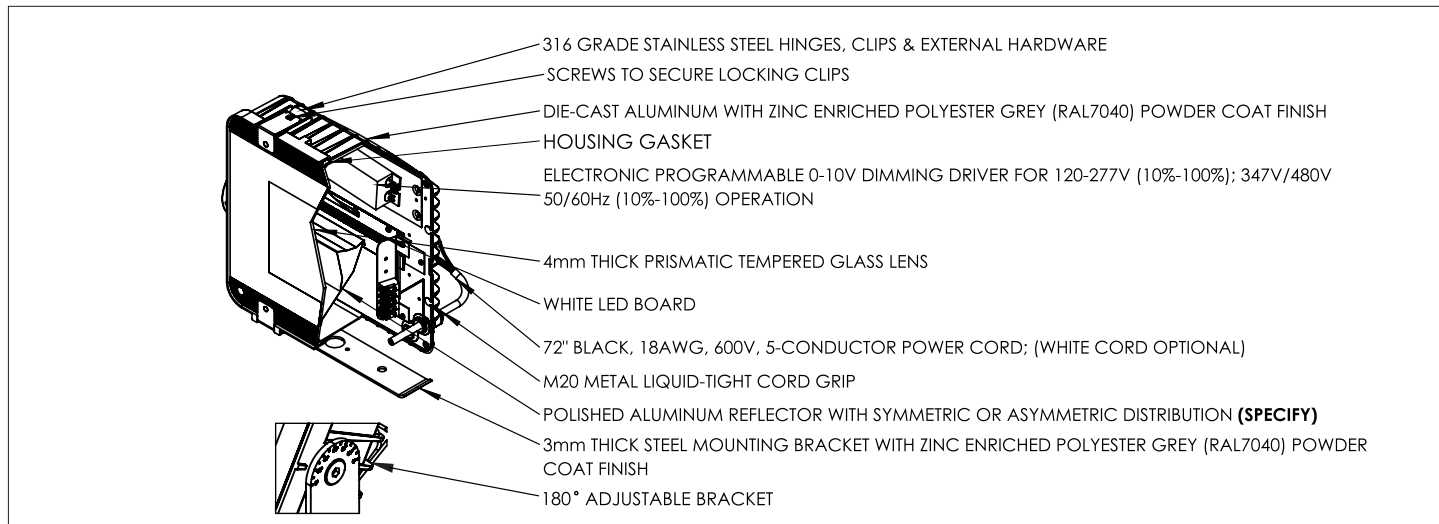
CONFIGURATIONS

MODEL	OPERATION	OUTPUT	DISTRIBUTION	COLOR TEMP	INPUT	MOUNTING	OPTIONS
BL726LED	HT	LO	SYM ¹ (symmetric)	WT30 (3000K)	120-277V	FM ² (flood mount)	EM ⁶ (emergency back up - remote)
		MO	ASY ¹ (asymmetric)	WT40 (4000K)	347V	SM (surface mount)	FP (fuse protection - 3A)
		HO		WT50 (5000K)	480V	AC ³ (aviation cable)	SP (surge protector - 10KA)
						CH ⁴ (chain hang kit)	NODL ⁷ (integrated node - LOGICA)
						PK ⁵ (pendant kit)	EOSL ⁷ (external occupancy sensor - LOGICA)
						SVLPK ⁵ (swivel pendant kit)	
						HK (hook mount)	
						TPM (twin post top mount)	
						QPM (quad post top mount)	

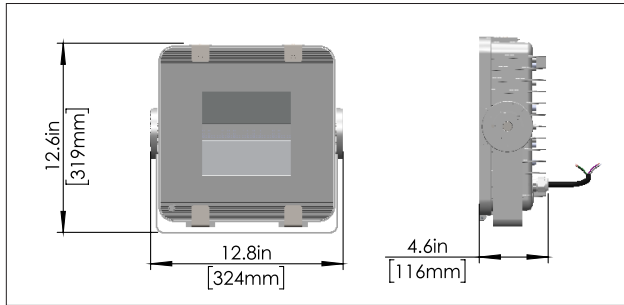
NOTE 1: Both symmetric & asymmetric reflectors included for in-field distribution changes.
 NOTE 2: Flood mount is standard.
 NOTE 3: Specify length for AC: 50", 72", 100", 150", 250"; otherwise field adjustable.
 NOTE 4: Specify length for CH: 12", 24", 36", 48", specify for others.

NOTE 5: Specify length for PK: 12" 24", 48", specify for others.
 NOTE 6: Title 20 field installation emergency pack (120-277V); 10W; 1242 lm; (wet location required Nema box).
 NOTE 7: Logica (Beggelli wireless and powerless control solutions). Contact factory for more details.

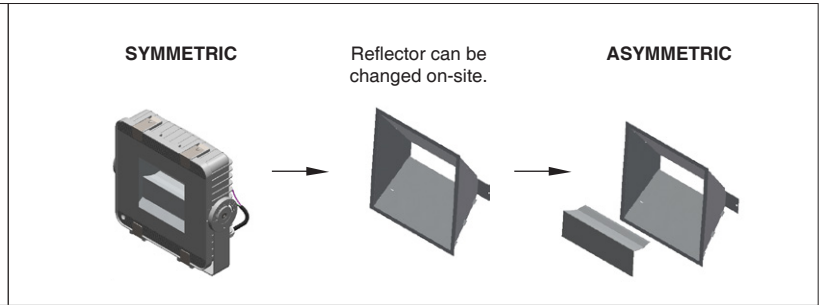
TECHNICAL INFORMATION



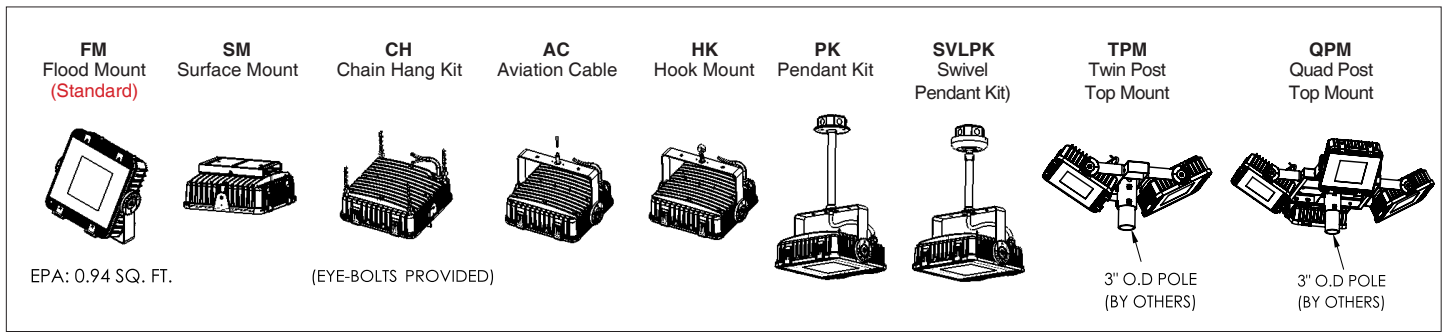
DIMENSIONS



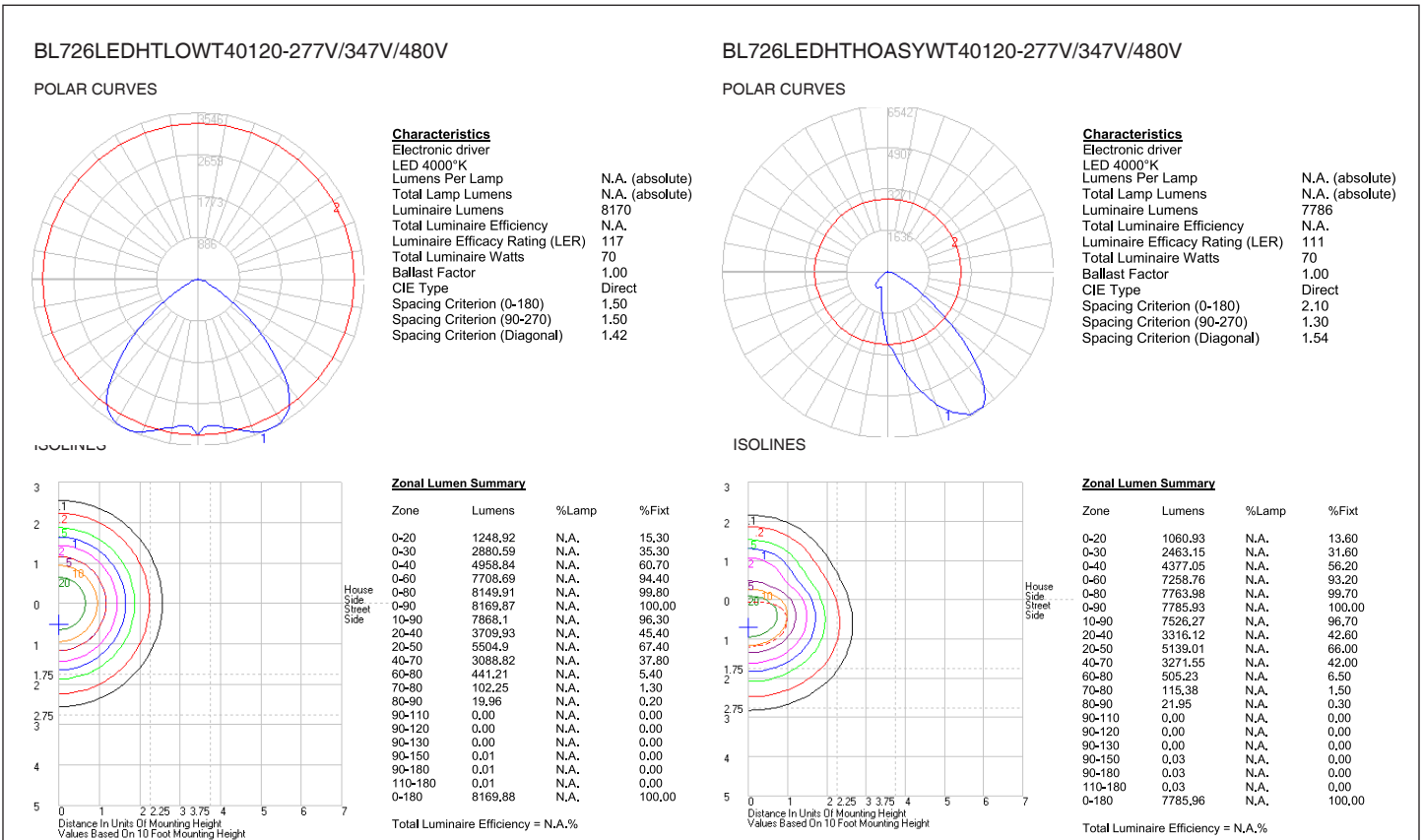
DISTRIBUTION



MOUNTING OPTIONS



PHOTOMETRICS



ELECTRICAL RATING

DIMMER COMPATIBILITY

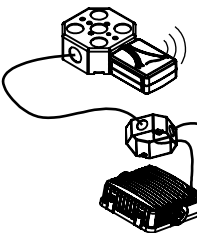







PRODUCT	NOMINAL POWER (W)	AC CURRENT (A)		FREQUENCY (HZ)	DC VOLTAGE (V)	DC CURRENT (MA)
		120V	277V			
BL726LED-HT-LO	50	0.43	0.18	50/60	55	800
BL726LED-HT-MO	70	0.60	0.26	50/60	53	1170
BL726LED-HT-HO	90	0.77	0.33	50/60	48	1600

DIMMER	COMPATABILITY	
	ON / OFF	DIMMING
LEVITON - AWRMG - 7	YES	YES
LUTRON - DIVE - DVSTV	YES	YES
LUTRON - DIVE - DVTV	YES	YES
WATT STOPPER DCLV1	YES	YES

ENERGY CHART

MODEL	EFFICACY	CONSUMPTION WATTAGE	LUMEN OUTPUT	CRI	L70 (hrs.)
BL726LED-HT-LO-WT30-120-277V	112 lm/W	50	5605	>80	>60,000
BL726LED-HT-LO-WT40-120-277V	117 m/W	50	5837	>80	>60,000
BL726LED-HT-LO-WT50-120-277V	121 lm/W	50	6070	>80	>60,000
BL726LED-HT-MO-WT30-120-277V	112 lm/W	70	7845	>80	>60,000
BL726LED-HT-MO-WT40-120-277V	117 lm/W	70	8170	>80	>60,000
BL726LED-HT-MO-WT50-120-277V	121 lm/W	70	8496	>80	>60,000
BL726LED-HT-HO-WT30-120-277V	112 lm/W	90	10106	>80	>60,000
BL726LED-HT-HO-WT40-120-277V	117 lm/W	90	10526	>80	>60,000
BL726LED-HT-HO-WT50-120-277V	122 lm/W	90	10945	>80	>60,000

LOGICA (WIRELESS & POWERLESS LIGHTING CONTROL SOLUTIONS)

DAISY CHAIN FIXTURES (RLYL)			EXTERNAL NODE & SENSOR (EOSL) (WET LOCATION)		
<p>LOG-RLYL WIRELESS RELAY (DAMP LOCATION)</p> 	<p>LOG-ML2L REMOTE SENSOR (ACCESSORY) (DAMP LOCATION)</p> 	<p>LOG-ESRPL SWITCH (ACCESSORY) (DAMP LOCATION)</p> 	<p>LOG-HBKO10VL/HBKODL NODE & SENSOR (KNOCK-OUT) (WET LOCATION)</p> 	<p>LOG-ESRPL SWITCH (ACCESSORY) (DAMP LOCATION)</p> 	
<p>DAISY CHAIN ~ 21 FIXTURES; 22 FT. MAX. (base on 12AWG) (daisy chain by others)</p> <p>FOR DETAILS PLEASE SEE LIGHTING CONTROL SOLUTION CONFIGURATION.</p>			<p>INTEGRATED NODE (NODL)</p>		
			<p>LOG-10V12L/DRDL (NODE 0-10V/DALI) (INTEGRATED)</p> 	<p>LOG-ML2L REMOTE SENSOR (ACCESSORY) DAMP LOCATION</p> 	<p>LOG-ESRPL SWITCH (ACCESSORY) DAMP LOCATION</p> 

■ **WARRANTY:** 5 year warranty, see website for full warranty details.